

BERTI ECF/DT MULCHER - HEAVY DUTY



Heavy Duty Forestry Mulcher with Double Side Drive and Single Edge 360° Swinging Hammers.

Suitable for tractors from 110 to 250hp. It is ideal for mulching uncultivated vegetation, scrub, gorse trees, branches and tree trunks up to Ø 350mm.

PRODUCT DETAILS

Make	Berti
Model	ECF/DT200, ECF/DT220, ECF/DT250
Weight	2450kg, 2620kg, 2880kg
Tractor HP	110-250hp
Cutting Width	2000mm, 2200mm, 2500mm
Dimensions	2500 x 1300 x 1050mm, 2700 x 1300 x 105mm, 2900 x 1300 x 1050mm
Tractor CAT Connection	3-point linkage., Fixed Cat. I-III
SKU	BERTI-ECF-DT

DISCLAIMER

The material and information contained on this website is for general information purposes only. You should not rely upon the material or information on the website as a basis for making business, legal, or any other decisions. Whilst we endeavour to keep the information up to date and correct, Agpower makes no representations or warranties of any kind, express or implied about the completeness, accuracy, reliability, suitability, or availability with respect to the website or the information, products, services, or related graphics contained on the website for any purpose. Any reliance you place on such material is therefore strictly at your own risk.

CONTACT DETAILS

New & Used Machinery: Brad Storey | Mobile: 0409 138 830 | Email: administration@agpower.com.au
Spare Parts & Accessories: Trevor Phelan | Mobile: 0458 036 370 | Email: administration@agpower.com.au

Agpower & Transport Pty Ltd

📍 465 Maroondah Highway,
Lilydale Vic 3140

☎ Phone: (03) 9739 5006
📠 Fax: (03) 9739 5187

📘 /agpowerLilydale
📷 /agpower_and_transport_lilydale



(03) 9739 5006  465 MAROONDAH HWY, LILYDALE VIC 3140

PRODUCT DESCRIPTION

Standard Features

- Fixed Cat. I-III, 3-point linkage.
 - Hydraulic adjustable rear hood.
 - Gearbox with 1"3/4 input shaft.
 - Free wheel in the gearbox.
 - Double skin body.
 - Rotor Ø 520mm with hammers.
 - Counter-blades.
 - Single edged 360° swinging BERTI hammers.
 - Front protection chains with metal flaps.
 - Height adjustable 'HARDOX" wear skids.
 - PTO 1000 rpm.
 - Heavy duty PTO driveshaft (1"3/8 21 spline).
 - Accident prevention and protection guards to EC directives.
- * If for front tractor linkage use, P.O.A.

Options

- Protective arch with mechanical adjustment.
- Protective arch with hydraulic adjustment.
- Single edge hammers with tungsten tips (in lieu of standard).
- Centrifugal clutch (twin sets), exclusive design by BERTI.

DISCLAIMER

The material and information contained on this website is for general information purposes only. You should not rely upon the material or information on the website as a basis for making business, legal, or any other decisions. Whilst we endeavour to keep the information up to date and correct, Agpower makes no representations or warranties of any kind, express or implied about the completeness, accuracy, reliability, suitability, or availability with respect to the website or the information, products, services, or related graphics contained on the website for any purpose. Any reliance you place on such material is therefore strictly at your own risk.



CONTACT DETAILS



New & Used Machinery: Brad Storey | Mobile: 0409 138 830 | Email: administration@agpower.com.au

Spare Parts & Accessories: Trevor Phelan | Mobile: 0458 036 370 | Email: administration@agpower.com.au

Agpower & Transport Pty Ltd

 465 Maroondah Highway,
Lilydale Vic 3140

 Phone: (03) 9739 5006
 Fax: (03) 9739 5187

 /agpowerLilydale
 /agpower_and_transport_lilydale