

ECHO CS-4510ES CHAINSAW



Rear handle professional chain saw that exceeds expectations. Featuring a powerful 45cc engine and weighing only 5kg, this robust saw will see you through any job.

PRODUCT DETAILS

Make	ECHO
Model	CS-4510ES
Weight	5kg
Output	2.3kw
Tank Capacity	48L
Starter	ES-start
CC's	45cc
Bar Length	15, 18, 20 (cm/inch), 33, 38, 45, 50 / 13
SKU	ECHO-CS-4510ES

DISCLAIMER


The material and information contained on this website is for general information purposes only. You should not rely upon the material or information on the website as a basis for making business, legal, or any other decisions. Whilst we endeavour to keep the information up to date and correct, Agpower makes no representations or warranties of any kind, express or implied about the completeness, accuracy, reliability, suitability, or availability with respect to the website or the information, products, services, or related graphics contained on the website for any purpose. Any reliance you place on such material is therefore strictly at your own risk.



CONTACT DETAILS



New & Used Machinery: Brad Storey | Mobile: 0409 138 830 | Email: administration@agpower.com.au

Spare Parts & Accessories: Trevor Phelan | Mobile: 0458 036 370 | Email: administration@agpower.com.au

Agpower & Transport Pty Ltd

 465 Maroondah Highway,
Lilydale Vic 3140

 Phone: (03) 9739 5006
 Fax: (03) 9739 5187

 /agpowerLilydale
 /agpower_and_transport_lilydale



(03) 9739 5006  465 MAROONDAH HWY, LILYDALE VIC 3140

PRODUCT DESCRIPTION

With a lightweight and durable body, the saw has an excellent power-to-weight ratio and a dry weight of 5.0kg

Professional engine

45.0 cm3 professional-grade, 2-stroke engine provides category-leading cutting performance for better work efficiency.

Ergonomic

Small, lightweight design alongside a powerful engine for a superb power to weight ratio.

Comfortable

Tool-less air filter cover allowing easy air filter access, even when wearing gloves; a side access chain tensioner enabling easy chain adjustment; an anti-icing system preventing the carburettor from freezing in colder months.

Power to weight ratio

Super light-weight design with exceptional power.

Ergonomics

Designed to maximise efficiency and comfort.

Easy start engine

ECHO's patented system for effortless starting.

DISCLAIMER


The material and information contained on this website is for general information purposes only. You should not rely upon the material or information on the website as a basis for making business, legal, or any other decisions. Whilst we endeavour to keep the information up to date and correct, Agpower makes no representations or warranties of any kind, express or implied about the completeness, accuracy, reliability, suitability, or availability with respect to the website or the information, products, services, or related graphics contained on the website for any purpose. Any reliance you place on such material is therefore strictly at your own risk.



CONTACT DETAILS



New & Used Machinery: Brad Storey | Mobile: 0409 138 830 | Email: administration@agpower.com.au

Spare Parts & Accessories: Trevor Phelan | Mobile: 0458 036 370 | Email: administration@agpower.com.au

Agpower & Transport Pty Ltd

 465 Maroondah Highway,
Lilydale Vic 3140

 Phone: (03) 9739 5006
 Fax: (03) 9739 5187

 /agpowerLilydale
 /agpower_and_transport_lilydale