

GILTRAP TRAILER CS17



We know some jobs are more demanding than others. Our CS range, built tough with a Hardox steel body, is designed to be a cost effective and dependable solution to commercial roading construction, general earthworks and agricultural contracting.

PRODUCT DETAILS

Make	Giltrap
Model	CS17
Overall Length	6260mm
Overall Width	2735mm
Overall Height	2630mm
Weight	4260kg
Tipping Angle	55°
Capacity	8m ³
SKU	GIL-CS17

PRODUCT DESCRIPTION

Designed specifically for agricultural contracting, heavy construction and earthworks. The CS17 provides a cost effective solution and is a serious performer in soft or difficult terrain where high productivity is a must. The high volume Hardox rock body, drawbar suspension and tough construction will handle the most relentless jobs.

DISCLAIMER

The material and information contained on this website is for general information purposes only. You should not rely upon the material or information on the website as a basis for making business, legal, or any other decisions. Whilst we endeavour to keep the information up to date and correct, Agpower makes no representations or warranties of any kind, express or implied about the completeness, accuracy, reliability, suitability, or availability with respect to the website or the information, products, services, or related graphics contained on the website for any purpose. Any reliance you place on such material is therefore strictly at your own risk.

CONTACT DETAILS

New & Used Machinery: Brad Storey | Mobile: 0409 138 830 | Email: administration@agpower.com.au

Spare Parts & Accessories: Trevor Phelan | Mobile: 0458 036 370 | Email: administration@agpower.com.au

Agpower & Transport Pty Ltd

 465 Maroondah Highway,
Lilydale Vic 3140

 Phone: (03) 9739 5006
 Fax: (03) 9739 5187

 /agpowerLilydale
 /agpower_and_transport_lilydale



(03) 9739 5006  465 MAROONDAH HWY, LILYDALE VIC 3140

Add a silage cage for harvesting to realise even more potential from this awesome trailer.

KEY FEATURES

- Heavy duty construction
- Large cubic capacity
- 6mm Hardox steel body
- Sprung drawbar
- 25 tonne rated swivel towing eye
- 4-way pivot on the ram base mount to prevent side-loading damage
- Hydraulic brakes (front axles)
- Mudguards
- Hydraulic lift high-clearance taildoor
- Hydraulic jack stand
- Bushed tandem axles
- Maintenance safety stay
- LED lights

DISCLAIMER


The material and information contained on this website is for general information purposes only. You should not rely upon the material or information on the website as a basis for making business, legal, or any other decisions. Whilst we endeavour to keep the information up to date and correct, Agpower makes no representations or warranties of any kind, express or implied about the completeness, accuracy, reliability, suitability, or availability with respect to the website or the information, products, services, or related graphics contained on the website for any purpose. Any reliance you place on such material is therefore strictly at your own risk.

CONTACT DETAILS



New & Used Machinery: Brad Storey | Mobile: 0409 138 830 | Email: administration@agpower.com.au

Spare Parts & Accessories: Trevor Phelan | Mobile: 0458 036 370 | Email: administration@agpower.com.au

Agpower & Transport Pty Ltd

 465 Maroondah Highway,
Lilydale Vic 3140

 Phone: (03) 9739 5006
 Fax: (03) 9739 5187

 /agpowerLilydale
 /agpower_and_transport_lilydale