

HOWARD EHDE 300 SLASHER



Recommended for tractors up to 150hp

Howard's EHDE Series is a new model variant utilising the body and blade beam from the EHD series together with a market standard transmission (gearbox and friction clutch) to produce a competitively priced slasher. The EHDE maintains all the benefits of the EHD Series body with good under-body clearance and the proven multi-leaf alloy spring steel blade beam. You can now have the legendary performance of an EHD with a more price conscious entry level spec. 2x pivoting rear wheels are standard on EHD210E and EHD300E.

PRODUCT DETAILS

Make	Howard
Model	EHD 300E
Cutting Width	2970mm
Tractor HP	100-160hp
Rear Wheels	Included
SKU	HS-EHD300ES2

PRODUCT DESCRIPTION

- Complies with the WorkCover Slasher Safety Guide:

DISCLAIMER


The material and information contained on this website is for general information purposes only. You should not rely upon the material or information on the website as a basis for making business, legal, or any other decisions. Whilst we endeavour to keep the information up to date and correct, Agpower makes no representations or warranties of any kind, express or implied about the completeness, accuracy, reliability, suitability, or availability with respect to the website or the information, products, services, or related graphics contained on the website for any purpose. Any reliance you place on such material is therefore strictly at your own risk.



CONTACT DETAILS



New & Used Machinery: Brad Storey | Mobile: 0409 138 830 | Email: administration@agpower.com.au

Spare Parts & Accessories: Trevor Phelan | Mobile: 0458 036 370 | Email: administration@agpower.com.au

Agpower & Transport Pty Ltd

 465 Maroondah Highway,
Lilydale Vic 3140

 Phone: (03) 9739 5006
 Fax: (03) 9739 5187

 /agpowerLilydale
 /agpower_and_transport_lilydale



(03) 9739 5006  465 MAROONDAH HWY, LILYDALE VIC 3140

- Extended front and rear apron to protect against foot/blade contact
- Front chains and rear debris guarding
- Clevis hitch mounting
- 2x pivoting rear wheels are standard on 210, 240 and 300
- Optional on 180
- Alloy spring-steel blade beam assembly
- Galvanised body
- 5mm body
- Pivoting topmast and chain backstays
- Body is reinforced with full-length tubular gussets on sides
- Adjustable skids with replaceable runner standard on EHD180

DISCLAIMER

The material and information contained on this website is for general information purposes only. You should not rely upon the material or information on the website as a basis for making business, legal, or any other decisions. Whilst we endeavour to keep the information up to date and correct, Agpower makes no representations or warranties of any kind, express or implied about the completeness, accuracy, reliability, suitability, or availability with respect to the website or the information, products, services, or related graphics contained on the website for any purpose. Any reliance you place on such material is therefore strictly at your own risk.

CONTACT DETAILS

New & Used Machinery: Brad Storey | Mobile: 0409 138 830 | Email: administration@agpower.com.au

Spare Parts & Accessories: Trevor Phelan | Mobile: 0458 036 370 | Email: administration@agpower.com.au

Agpower & Transport Pty Ltd

 465 Maroondah Highway,
Lilydale Vic 3140

 Phone: (03) 9739 5006
 Fax: (03) 9739 5187

 /agpowerLilydale
 /agpower_and_transport_lilydale