

JBI EXTRA HEAVY DUTY RANGE GRADER BLADES



The Extra Heavy (EH) grader blade is available in 7' and 8' models. It has an easy to adjust tilt system with the option of either manual or hydraulic option. All models are fitted with hardened reversible cutting edges and the blade is able to be rotated 360 degrees for forwards and backwards operation. There are 24 different angle positions which can be adjusted from the tractor seat and four offset positions to both the left and right. All models are available with an optional wheelkit for depth control which is adjustable from the tractor seat.

PRODUCT DETAILS

Make	John Berends Implements
Model	0039, 0040
Weight	460kg - 490kg
Tractor HP	60-120hp
Cutting Edge Width	7', 8'
Tractor CAT Connection	cat 2
SKU	JBI-26

PRODUCT DESCRIPTION

DISCLAIMER

The material and information contained on this website is for general information purposes only. You should not rely upon the material or information on the website as a basis for making business, legal, or any other decisions. Whilst we endeavour to keep the information up to date and correct, Agpower makes no representations or warranties of any kind, express or implied about the completeness, accuracy, reliability, suitability, or availability with respect to the website or the information, products, services, or related graphics contained on the website for any purpose. Any reliance you place on such material is therefore strictly at your own risk.

CONTACT DETAILS

New & Used Machinery: Brad Storey | Mobile: 0409 138 830 | Email: administration@agpower.com.au
Spare Parts & Accessories: Trevor Phelan | Mobile: 0458 036 370 | Email: administration@agpower.com.au

Agpower & Transport Pty Ltd

📍 465 Maroondah Highway,
Lilydale Vic 3140

📞 Phone: (03) 9739 5006
📠 Fax: (03) 9739 5187

📘 /agpowerLilydale
📷 /agpower_and_transport_lilydale



(03) 9739 5006  465 MAROONDAH HWY, LILYDALE VIC 3140

- Extra Heavy Duty model fitted with 10mm Moulboard - 500mm high clearance with extra support on the rear of the blade
- Reversible hardened cutting edge
- Fitted with high tensile 66mm pivot pin
- 24 angle positions (360°) can be adjusted from the tractor seat
- Tilt via ratchet at rear of blade (or optional hydraulics)
- 6 offset positions provide up to 600mm offset each side
- 7' (2.1m) and 8' (2.4m) sizes
- Suits tractors 60-120HP

DISCLAIMER


The material and information contained on this website is for general information purposes only. You should not rely upon the material or information on the website as a basis for making business, legal, or any other decisions. Whilst we endeavour to keep the information up to date and correct, Agpower makes no representations or warranties of any kind, express or implied about the completeness, accuracy, reliability, suitability, or availability with respect to the website or the information, products, services, or related graphics contained on the website for any purpose. Any reliance you place on such material is therefore strictly at your own risk.

CONTACT DETAILS



New & Used Machinery: Brad Storey | Mobile: 0409 138 830 | Email: administration@agpower.com.au

Spare Parts & Accessories: Trevor Phelan | Mobile: 0458 036 370 | Email: administration@agpower.com.au

Agpower & Transport Pty Ltd

 465 Maroondah Highway,
Lilydale Vic 3140

 Phone: (03) 9739 5006
 Fax: (03) 9739 5187

 /agpowerLilydale
 /agpower_and_transport_lilydale