

T4LP

T4.80LP | T4.90LP | T4.100LP | T4.110LP



Put your trust in New Holland tractor DNA.

Worthy heirs to the legendary FIAT 66 LP Series, the new New Holland T4LP low profile tractors offer farmers new and improved features in order to meet all their needs. Low profile, low centre of gravity and excellent power-to-weight ratio make them the ideal choice for farms operating on steep slopes and in the mountains, but also for orchards with wide row spacing, such as olive and citrus groves.

Track width versatility

Depending on rims settings and harnessing the new rear fenders extensions, the overall width can vary between a minimum of 1,588mm to a maximum of 2,432mm. The new T4LP can be set up for working between rows or with wide track widths and tyres, such as 540/65R28.




New Holland builds upon proud LP heritage

Between 1985 and 2001, FIAT produced its 66 LP and 86 LP tractor models. Offering a reduced overall height and wide axles for stability in steep terrain, these Low Profile LP models soon became the default small tractor choice for use in more extreme terrain. New Holland T4LP tractors take their design DNA from these proven FIAT models, but with modern advances in performance, comfort, safety and economy. By offering end users a choice of ROPS platform or full cab, New Holland re-establishes its position as the default 75 to 107hp tractor choice for tractors used in demanding terrain.

FPT Industrial, Common Rail, four-cylinder, 3,4l engine, with regeneration-free filters.

The Engine Speed Management system (ESM) allows to maintain a constant PTO speed.



Up to 1,970kg lift capacity front linkage and optional front PTO.



Choice of ROPS platform or full cab.

Blue Cab™ 4 for highest protection against pesticides.

The double-pump hydraulics features a 64l/min unit (80l/min option available) with three rear electro-hydraulic distributors and three mid-mount ones.

Wide tyres available 540/65R28, 500/70R24 and 420/70R30.

Up to 2,900kg lift capacity.

New, 2,500kg capacity, reinforced heavy-duty front axle.

You can choose among five different transmission options.

Compact in size. Big on comfort.

New Holland continues to invest in dedicated research into operator comfort. The Blue Cab™ cabin of T4LP tractors offers great all-round visibility, with fully glazed doors and front screen. The high comfort seat is fully adjustable and the rake adjustment of the steering wheel can be set to suit all operators. The in-cab noise levels of just 78dB(A) enhance the driving experience. High quality filters allow the Blue Cab to offer optimised operator protection from chemicals and airborne particles.

Blue Cab 4 filtration

On the new T4 range, there is now a Blue Cab 4 option with enhanced filtration against dust, aerosols and vapours. Compliant with EN 15695-2:2009 for filtration and EN 15695-1:2009 for pressurisation, a Blue Cab 4 offers category 4 protection levels. When this level of protection is not required, the double filtration system can be switched to offer category 2 control. The filters are designed to have an extended working life.



Exclusive features

In order to guarantee complete operator safety, New Holland provides the full cab filtration offering for specialty applications: Braud harvesters and specialty tractors. The innovative double filtration system features two filters (category 2 and 4) in the same roof and the operator can switch from category 2 to 4 with a simple switch. By using category 4 only when spraying, it's easy to get longer filter life and lower maintenance costs.



Controls right where you need them

Nearly all major control levers are positioned on the right hand side of the cab platform. The gearstick is mounted conveniently and within easy reach, to make the most efficient use of space, the hydraulic levers are cleverly positioned on the right hand fender for a clutter free operator environment.



New instrument display

The new instrument cluster features a large dot matrix display and also lists information related to the new Engine Speed Management feature.



Compact but comfortable

The T4LP Series cab has been designed with operator comfort in mind. Fitted with a deep cushion seat pan and wide backrest, the seat adjusts to suit all sizes, while a choice of mechanical or premium air suspension seats are available. Ergonomic driving position on both platform and cab models is guaranteed by the lowered by 6.5cm transmission tunnel and by the new telescopic and tilting steering column. In addition, in-cab noise levels are just 78dB(A).



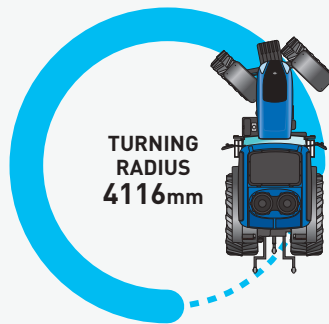
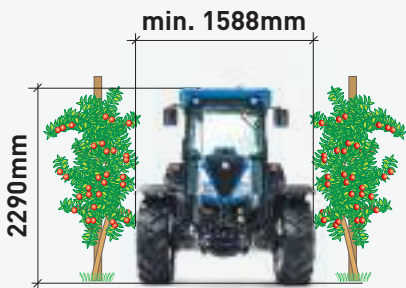
Folding ROPS and low cab height

Designed for use in orchards, olive groves and wide spaced vineyards, T4LP tractors have a lowered seat and folding ROPS frame to give an overall height as low as just 1450mm or 2274mm with the ROPS raised. The height of the cab is a squat 2275mm. The operator platform is mounted on silent-blocks to reduce noise and vibration.



The advantage of being part of a large family.

New Holland T4LP Series tractors have engine, transmission, and operating systems in common, with axles to meet specific needs. The T4LP models have purpose-designed heavy-duty axles that make them wider than the other models in the T4 speciality family. The benefit? The compact and low profile T4LP Series is available in 75, 86, 99 and 107hp versions, with the extra stability and a low centre of gravity and a lift capacity of up to 2900kg to meet exacting customer needs.



Model	Rated hp	Max. torque Nm	Max. lift capacity kg	Standard / Optional pump flow l/min	Weight cab version kg
T4.80LP	75	330	2900	64 / 80	3010
T4.90LP	86	352	2900	64 / 80	3010
T4.100LP	99	398	2900	64 / 80	3010
T4.110LP	107	425	2900	64 / 80	3010



Compact but stable

The wider heavy-duty front axle with a capacity of 2500kg, and the heavy-duty rear axle with a capacity of 3700kg, are matched to purpose developed wheel rims, enabling a T4LP tractor to offer 24 inch, 28 inch or 30 inch track width settings to give an overall width that can be adjusted from a minimum of just 1588mm to an ultra-stable 2500mm. The rear fenders have flexible extensions to accommodate the wider track widths.



A bigger footprint for stability and traction

New Holland offers tyres to suit a broad range of applications. This includes a choice of a large, high volume 540/65R28, 500/70R24, 420/70R30 rear tyres to suit heavy mounted equipment and to meet the demands of working in the steepest of terrain.



Built-in strength

Carried over from its T4 utility cousin, the front and rear axles on the T4LP have strength to accommodate the wider width, with a new cast front axle support. The rear linkage can lift up to 2900kg. A 1970kg capacity front linkage is available.



More power, extraordinary efficiency

The new T4LP Series is powered by a 3.4 litre, 4-cylinder FPT Industrial F5C Common Rail engine, is compliant to Tier 4A emissions standards and offers improved performance and lower running costs compared to previous models. Power outputs range between 75 - 107hp, with maximum torque figures of 444Nm for the top of the range model. T4LP models employ External Cooled Exhaust Gas Recirculation (eCEGR) technology and a second generation Diesel Oxidation Catalyst (DOC), therefore there is no need for an undesirable regeneration process to meet Tier 4A regulations. In order to increase operating autonomy and productivity in the field, the capacity of the fuel tank has been increased to 88 litres.

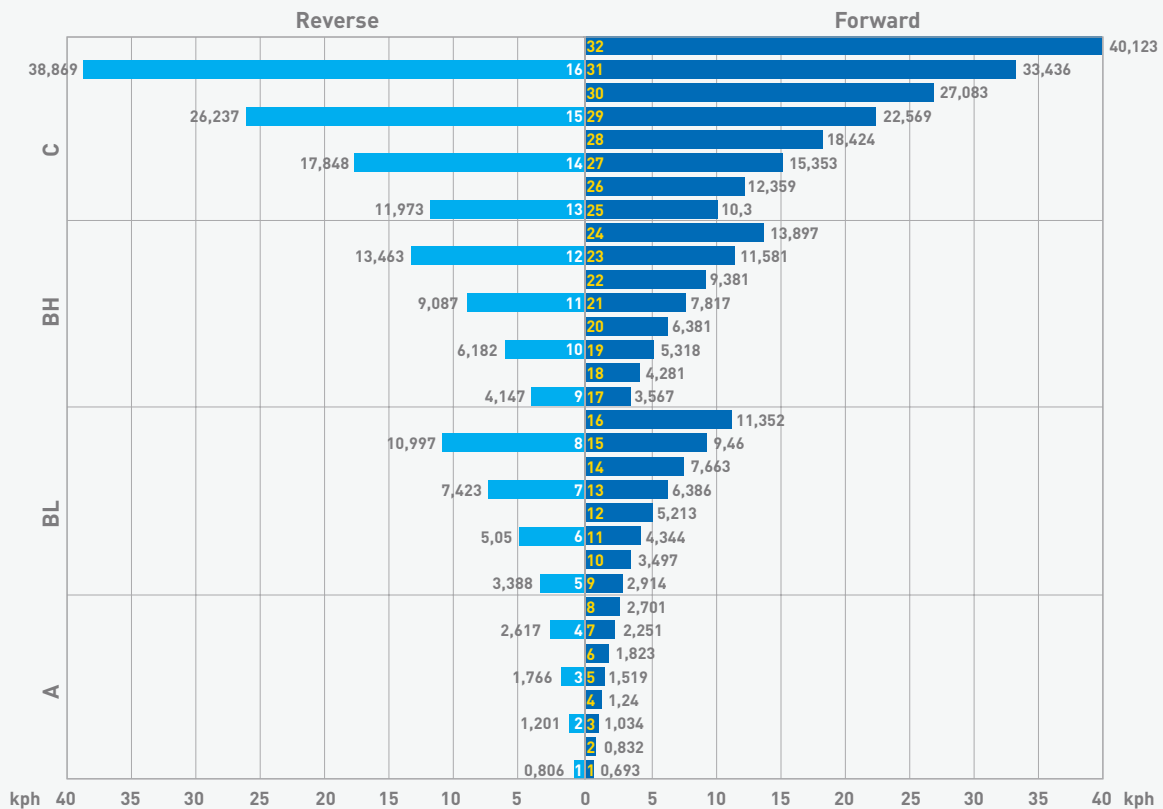
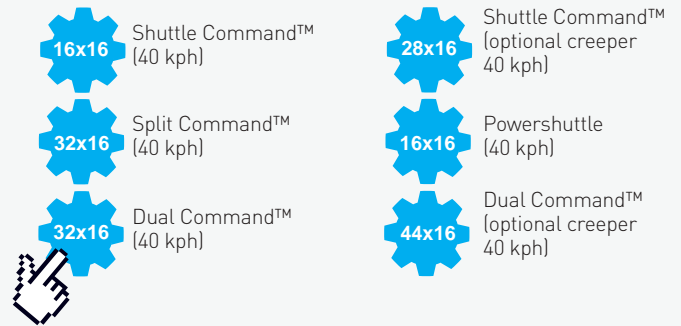
**NO NEED FOR
REGENERATION**



Exceptional features, premium performance.

With a low centre of gravity and wider than the award winning specialised T4F/N/V series tractors, the new T4LP machines are on a par with their "brothers" in terms of features. A choice of transmission to meet exacting customer needs. Lift-O-Matic™ system supplied as standard. Two separate pumps for the hydraulic circuit and steering. Up to four remote valves. Servo-assisted PTO with up to three speeds. T4LP tractors make a versatile small tractor choice. With New Holland, versatility comes as standard.

Thanks to the modular build of the new T4LP tractors, the transmissions can be easily matched to end user needs. Advanced features include powershuttle, power clutch, park lock and creep speed options. New heavier duty clutch and stronger rear PTO driveline components are used.



Dual Command™ offers so much more

The 32x16 Dual Command transmission with powershuttle offers the same number of ratios as Split Command™, but allows a high low push button ratio 'split' to be made under full load and without using the clutch. A 44x16 Dual Command transmission is available to meet specialist requirements.



Powershuttle speed direction change

The powershuttle is ideal where fast direction changes are a priority. To change direction, the operator can simply use the electro-hydraulic column mounted shuttle lever. From neutral, the shuttle lever can also be used to smoothly feed power to the transmission without using the clutch.



Park lock slope safety

The optional park lock system is available on Dual Command tractors as an option and ensures additional safety when parking on slopes by mechanically locking the transmission from a lever inside the cab.



Lift-O-Matic™ Plus

Available on cab versions only, the award winning mechanical hydraulic control system allows you to raise or lower the rear linkage when making a headland turn, while still maintaining position and draft settings. By pulling or pushing the lever all the way, the implement quickly and completely raises or lowers, if the lever is released, the implement immediately stops at the height corresponding to the implement position. A gentle push or pull on the lever allows for minor adjustments.



Compact and specialised but with large tractor features

Specialist tractors are sometimes compromised when it comes to hydraulic and PTO performance, but not with New Holland. The new T4LP Series can now be specified with a premium hydraulic system with a powerful 82 litres per minute pump. As with all New Holland tractors, there is a separate pump for the power steering system, ensuring the pump capacity you order delivers that flow rate you need.



Remotes to power specialist attachments

A total of three electro-hydraulic remotes allow a maximum of eight outlets to be controlled via push button flow dividers. The three remotes are load sensing allowing simultaneous operation: max valve flow of 45l/min with flow control of 20-45l/min. The LCD display provides the operating details of each remote valve. Individual valves are selected and adjusted using the knob.



Choose between 540, 540E or 1000 PTO speeds

A two-speed PTO is standard, the 540E economy speed enabling a wide range of tasks to be undertaken at a lower engine speed. On the T4.110LP for example, redesigned PTO ratios have resulted in a 540 PTO speed achievable at 1958 engine rpm, this results in a 5% fuel saving over previous utility models. The PTO is engaged via a modulated mechanical control lever with electro-hydraulic 'push button' system as an option. A front PTO and linkage system can also be specified.

Models	T4.80LP	T4.90LP	T4.100LP	T4.110LP
New Holland Engine*	F5C	F5C	F5C	F5C
No. of cylinders / Capacity / Valves	4 / 3400 / 2	4 / 3400 / 2	4 / 3400 / 2	4 / 3400 / 2
Emissions level	Tier 4A / Stage 3B	Tier 4A / Stage 3B	Tier 4A / Stage 3B	Tier 4A / Stage 3B
Aspiration	Smart wastegate turbo	Smart wastegate turbo	Smart wastegate turbo	Smart wastegate turbo
Intercooler	Std	Std	Std	Std
Rated engine power ISO TR14396 - ECE R120 [kW/hp(CV)]	55/75	63/86	73/99	79/107
Rated engine speed (rpm)	2300	2300	2300	2300
Max. torque ISO TR14396 (Nm)	309@1500rpm	351@1500rpm	407@1500rpm	444@1500rpm
Torque reserve (%)	36	34	34	35
Horizontal exhaust	●	●	●	●
Vertical exhaust (cab only)	○	○	○	○
External CEGR and Diesel Oxidation Catalyst (DOC)	●	●	●	●
Cooling method	Liquid	Liquid	Liquid	Liquid
Optimum fuel consumption (g/kWh)	211	211	211	211
Fuel tank capacity (L)	88	88	88	88
Service interval (h)	600	600	600	600
Transmission				
Electro-hydraulic differential lock	●	●	●	●
Suspended pedals	●	●	●	●
Oil immersed braking system	●	●	●	●
16x16 Shuttle Command™ (40kph)	○	○	○	○
Minimum speed (without creeper) (km/h)	0.7	0.7	0.7	0.7
28x16 Shuttle Command™ [optional creeper (40kph)]	○	○	○	○
Minimum speed (with creeper) (km/h)	0.17	0.17	0.17	0.17
32x16 Split Command™ (40kph)	○	○	○	○
Minimum speed (without creeper) (km/h)	0.7	0.7	0.7	0.7
16x16 powershuttle (40kph)	○	○	○	○
Minimum speed (without creeper) (km/h)	0.7	0.7	0.7	0.7
32x16 Dual Command™ (40kph)	●	●	●	●
Minimum speed (without creeper) (km/h)	0.7	0.7	0.7	0.7
44x16 Dual Command™ [optional creeper (40kph)]	○	○	○	○
Minimum speed (with creeper) (km/h)	0.17	0.17	0.17	0.17
Power clutch [Dual Command™ transmission only]	●	●	●	●
Front axle				
4WD front axles	●	●	●	●
Steering angle 4WD front axle (°)	55	55	55	55
Turn radius 4WD front axle (mm)	3400	3400	3400	3400
Dynamic fenders	○	○	○	○
Electro-hydraulic differential lock (only available on wide front axle)	●	●	●	●
Independent steering pump [35.6Lpm MegaFlow pump]	●	●	●	●
Axle oscillation (°)	8-11	8-11	8-11	8-11
Hydraulic system				
Standard pump flow (Lpm)	64	64	64	64
Optional MegaFlow™ pump flow (Lpm)	82	82	82	82
Mechanical Draft Control (MDC)	○	○	○	○
Lower link draft sensing	●	●	●	●
Lift-O-Matic™ system on ROPS and Lift-O-Matic™ Plus system on cab	○	○	○	○
Electronic Draft Control (EDC)	●	●	●	●
Continuous lift capacity through the range (610mm behind the ball bar ends) (kg)	1835	1835	1835	1835
Max. lift capacity at ball ends with arms horizontal (kg)	2900	2900	2900	2900
Rear linkage category	I & II	I & II	I & II	I & II
Rear fender mounted linkage controls (EDC only)	●	●	●	●
Width adjustable link ends	○	○	○	○
Hydraulically adjustable right hand lift rod adjustment and sway restriction	●	●	●	●
Max. no. remote outlets (rear/mid)	8/4+2	8/4+2	8/4+2	8/4+2
Flow control	○	○	○	○
Electro-hydraulic mid mount valve with proportional joystick (only cab)	●	●	●	●
Front lift and PTO	●	●	●	●
Max. front linkage lift capacity at ball ends (kg)	1970	1970	1970	1970

Models		T4.80LP	T4.90LP	T4.100LP	T4.110LP
PTO					
Servo-assisted engagement		●	●	●	●
Ground speed		○	○	○	○
540		○	○	○	○
540 / 540E		●	●	●	●
540 / 540E / 1000		○	○	○	○
Operator environment					
Cab noise level - 77/311 EEC	dB(A)	78	78	78	78
Rubber isolation blocks		●	●	●	●
Lateral levers		●	●	●	●
Suspended platform (with mid mounted foldable ROPS)		●	●	●	●
Electronic instrumentation		●	●	●	●
Cab category level - EN 15695		1	1	1	1
Air conditioning		●	●	●	●
Blue Cab™ category level - EN 15695 standard / optional		2 / 4	2 / 4	2 / 4	2 / 4
Weights** 4WD					
	(kg)	2900	2900	2900	2900
Max. permissible weight	(kg)	5200	5200	5200	5200
Max. front tyre syze				380/75R20	
Max. rear tyre syze				540/65R28 or 420/70R30	

● Standard ○ Optional – Not available * Developed by FPT Industrial ** With driver (85kg) and full fuel tank



Models		T4.80LP	T4.90LP	T4.100LP	T4.110LP
Dimensions					
A Wheelbase 4WD	(mm)	2180	2180	2180	2180
B Overall length 4WD	(mm)	3936	3936	3936	3936
C Minimum overall width	(mm)	1588	1588	1588	1588
D1 Minimum height to rear ROPS	(mm)	1350	1350	1350	1350
D2 Height to top of cab	(mm)	2290	2290	2290	2290
E Height at centre rear axle to top of cab	(mm)	1752	1752	1752	1752
F Ground clearance min.	(mm)	29	29	29	29
G Front wheel track setting 4WD	(mm)	1256/1680	1256/1680	1256/1680	1256/1680
G Rear wheel track setting 4WD	(mm)	1149/1993	1149/1993	1149/1993	1149/1993

New Holland Top Service: customer support and customer information.



Top Availability

If you need information, please contact your local New Holland dealer.



Top Speed

Express parts delivery: when you need it, where you need it!



Top Priority

Fast-track solution during the season: because your harvest can't wait!



Top Satisfaction

We drive and track the solution you need, keeping you informed: until you are 100% satisfied!

Service Plus – because your peace of mind is priceless

Service Plus coverage provides owners of New Holland agricultural machinery additional cover on expiry of the manufacturer's contractual warranty. Please ask your dealer for more details.



AT YOUR OWN DEALER



www.newholland.co.nz



The data indicated in this folder are approximate. The models described here can be subjected to modifications without any notice by the manufacturer. The drawings and photos may refer to equipment that is either optional or intended for other countries. Please apply to our Sales Network for any further information. Published by New Holland Brand Communications. Bts Adv. - Printed in New Zealand - 01/19 180001/NZ