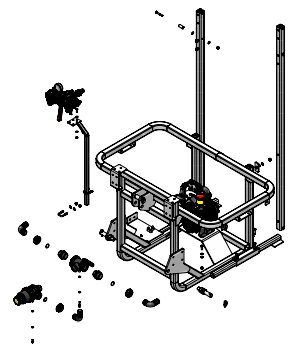
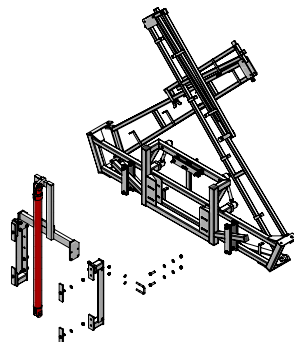
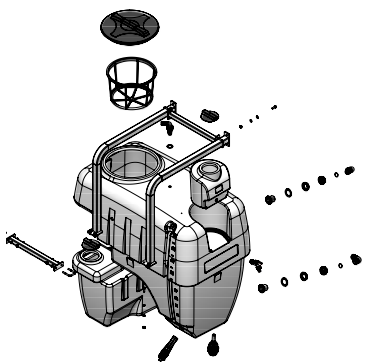


CROPLANDS

COMPACT COMPONENTS

BUYERS GUIDE • VERSION 2

CROPLANDS.COM.AU | CROPLANDS.CO.NZ

















CONTENTS

COMPACT COMPONENTS











3	BOOM COMPONENTS
6	CROPPAK AND SWISSMEX SPRAYERS PARTS AND ACCESSORIES
6	FOAM MARKERS
7	AR PUMP KITS
9	DIAPHRAGM PUMPS PARTS AND ACCESSORIES
10	APEX 12 VOLT PUMPS
11	FLOJET PUMPS PARTS AND ACCESSORIES
12	BANJO FITTINGS
15	CAMLOCK COUPLINGS
17	BASE FITTINGS
19	HOSETAILS, FLYNUTS AND AR PUMP FITTINGS
20	TANK FITTINGS
22	ELECTRIC SOLENOID, ELECTRIC MOTOR VALVES AND PRESSURE RELIEF VALVES
23	ELECTRIC CONTROLS AND VALVES
24	ELECTRIC AND MANUAL VALVE KITS AND PARTS
25	SUCTION FILTERS AND PRESSURE FILTERS
29	MANUAL BALL VALVES
30	LINKAGE SPRAYERS
33	CHEMICAL MIXING
34	TRAILED SPRAYER
36	CROPPAKS
42	HOSE REELS
44	SPRAY GUNS

BOOM COMPONENTS





NOZZLE BODIES

	ORDER CODE	DESCRIPTION
	QJ17560A-1/2-NY	TeeJet® split eyelet nozzle body with non-drip check valve. 1/2" fits 22mm outside diameter tube
	QJ17560A-3/4-NY	TeeJet® split eyelet nozzle body with non-drip check valve. 3/4" fits 25.4mm outside diameter tube
	QJ17560A-1-NYB	TeeJet® split eyelet nozzle body with non-drip check valve. 1" fits 33.4mm outside diameter tube
	PR16	Pack of 5 x QJ17560A-1/2-NY nozzle bodies
	PR17	Pack of 5 x QJ17560A-3/4-NY nozzle bodies
	QJ7421-*-NYB	TeeJet® split eyelet nozzle body. *1/2", *3/4" and *1" sizes
	QJ39685-2-500-N	TeeJet® quick fit nozzle body, 1/2" tee with non-drip check valve and mounting nut
	QJ39685-1L500-N	TeeJet® quick fit nozzle body, 1/2" left elbow with non-drip check valve and mounting nut
	QJ39685-1R500-N	TeeJet® quick fit nozzle body, 1/2" right elbow with non-drip check valve and mounting nut
	PR18	Pack of 5 x QJ39685-1R500-N nozzle bodies
	PR19	Pack of 5 x QJ39685-1L500-N nozzle bodies
	PR21	Pack of 5 x QJ39685-2-500-N nozzle bodies
	CP21953-EPR	EPDM diaphragm (standard) for non-drip check valve on nozzle bodies
	CP21953-VI	Viton diaphragm for non-drip check valve on nozzle bodies
	19349-211-540-N	TeeJet® quick fit 1/2" elbow nozzle body with non-drip check valve, clamp required
	19350-212-540-N	TeeJet® quick fit 1/2" tee nozzle body with non-drip check valve, clamp required
	18638-111-540-N	TeeJet® quick fit 1/2" elbow nozzle body, clamp required
	18639-112-540-N	TeeJet® quick fit 1/2" tee nozzle body, clamp required
	22251-311-500-N	TeeJet® quick fit 1/2" elbow nozzle body with non-drip check valve, clamp required
	22252-312-500-N	TeeJet® quick fit 1/2" tee nozzle body with non-drip check valve, clamp required
	QJ363-*-NYB	TeeJet® triple wet boom nozzle body in *1/2", *3/4" and *1" sizes. (Also available in 4 and 5 nozzle options)
	QJ363-*-1-NYB	TeeJet® triple dry boom nozzle body in *500 (1/2"), *750 (3/4") and *1000 (1") sizes, single hosetail
	QJ363-*-2-NYB	TeeJet® triple dry boom nozzle body in *500 (1/2"), *750 (3/4") and *1000 (1") sizes, double hosetail
	24216-*-NYB	TeeJet® triple wet boom nozzle body in *1/2", *3/4" and *1" sizes. Compact size for some applications

NOZZLE BODIES






	ORDER CODE	DESCRIPTION
	8600-1/4T-NYB	TeeJet® nylon single-swivel, 1/4" female to suit CP8027-NYB cap
	8600-2-1/4T-NYB	TeeJet® nylon double-swivel, 1/4" female to suit CP8027-NYB cap
	QJ8600-1/4-NYB	TeeJet® nylon single-swivel, 1/4" female to suit TeeJet® Quick-Caps
	QJ8600-2-1/4-NYB	TeeJet® nylon double-swivel, 1/4" female to suit TeeJet® Quick-Caps
	QJT8360-NYB	TeeJet® diaphragm check-valve nozzle body, 11/16" female thread to suit TeeJet® Quick-Caps
	QJ8360-NYB	TeeJet® diaphragm check-valve nozzle body, 1/4" male thread to suit TeeJet® Quick-Caps
	QJ1/4T-NYB	TeeJet® adaptor, 1/4" female thread to suit TeeJet® Quick-Caps
	QJ1/4TT-NYB	TeeJet® adaptor, 1/4" male thread to suit TeeJet® Quick-Caps
	QJT-NYB	TeeJet® adaptor, 11/16" thread to suit TeeJet® Quick-Caps
	CP1321	TeeJet® female 1/4" x 11/16" brass adaptor (1/4T)
	CP1322	TeeJet® male 1/4" x 11/16" brass adaptor (1/4TT)
	8120-NYB-540TD	Nylon 1/2" tee nozzle body with 11/16" thread
	8121-NYB-540TD	Nylon 1/2" elbow nozzle body with 11/16" thread
	B264.612.167	Double-swivel assembly, reinforced nylon body, 1/4" NPT female thread (pictured)
	B264.612.171	Double-swivel assembly, reinforced nylon body, 1/4" BSP male thread (not pictured)
	B264.612.172	Single-swivel assembly, reinforced nylon body, 1/4" BSP male thread
	B67.617.67	Adjustable single-swivel nozzle body, 1/4" BSP male thread, with non-drip, shut-off tap combined. Ideal for individual shut-off and non-drip situations
	B716.617.2	Brass high pressure swing-over nozzle body comes with caps
	A402745	ARAG nozzle body for use on MB series and MF series booms. Has 10mm nib. Fits 1/2" stainless or poly tube. Note – does not come with the screw for the clamp. Order the stainless steel screw separately as part number A400101
	A400101	Screw for nozzle body A402745

NOZZLE CLAMPS







	ORDER CODE	DESCRIPTION
	QJ111SQ-3/4", 1", 1 1/4"	TeeJet® vari-spacing quick clamp, square – for nozzle bodies listed above
	QJ111-3/4", 1", 1 1/4"	TeeJet® vari-spacing quick clamp, round – for nozzle bodies listed above
	AA111SQ-1	1" square clamp to suit 8120 and 8121 nozzle bodies
	A004208	Boom clamp for 1/2" round boom tube x 25mm square RHS boom frame
	A004209	Boom clamp for 1/2" round boom tube x 30mm square RHS boom frame
	A004210	Boom clamp for 1/2" round offset boom tube x 25mm square RHS boom frame

EASY-FIT CONNECTIONS FOR ½" BOOM TUBES










Easy-fit connectors are an ideal way to fit up hosing to standard ½" stainless steel or poly boom tubes. No need to thread the end of the tubes – simply install the easy-fit system.

	ORDER CODE	DESCRIPTION
	A190250	Closed boom end fitting – suits ½" boom tube. Takes T3M connectors
	A190213	Boom end fitting for quick connection with male forked coupling – suits ½" boom tube
	A193213	'T' fitting for quick connection with male fork coupling – suits ½" boom tube. Takes T3M connectors
	AG11058	O-ring for male connection (EPDM)
	A1090310	Female straight connector T3 for use with easy-fit boom tube fittings – 10mm tail
	A1090313	Female straight connector T3 for use with easy-fit boom tube fittings – 13mm tail
	A1190310	Female elbow connector T3 for use with easy-fit boom tube fittings – 10mm tail
	A1190313	Female elbow connector T3 for use with easy-fit boom tube fittings – 13mm tail
	A010003	Fork to lock tails onto easy-fit connectors

NOZZLE FILTERS

	ORDER CODE	DESCRIPTION
	8079-PP-*	TeeJet® polypropylene strainer, *50, *80 or *100 mesh screen
	PR51	Pack of 10 x 8079-PP-50 strainers
	PR52	Pack of 10 x 8079-PP-100 strainers
	4193A-PP-5-*SS	TeeJet® polypropylene strainer with check valve for 5 psi, *50 or *100 mesh screen
	4193A-5-*SS	TeeJet® brass strainer with check valve for 5 psi, *50 or *100 mesh screen
	4067-SS-*	TeeJet® cup strainer, *50 or *100 mesh screen
	4514-NY-*	TeeJet® nylon slotted strainer, for suspended solids, *10, *20 and *32











DROPPERS, CAPS AND FITTINGS

	ORDER CODE	DESCRIPTION
	CP1325	TeeJet® brass 11/16" threaded cap
	CP8027-NYB	TeeJet® nylon 11/16" threaded cap
	CP8027-1-NYB	TeeJet® nylon 11/16" threaded cap, extra long
	CP3942	TeeJet® brass blanking plug
	8400-½-535-NYB	TeeJet® nylon hose shank, ½"
	21353-6-15-NYB	TeeJet® hose dropper, 15"
	21353-6-24-NYB	TeeJet® hose dropper, 24"
	QJ4676-¼-NYR	QJ adaptor cap comes with gasket and ¼" female thread
	QJ4676-90-¼-N	QJ adaptor cap, 90o, comes with gasket and ¼" female thread
	21950-2-NYB	Non-drip assembly comes with diaphragm – 2 psi opening pressure
	21950-10-NYB	Non-drip assembly comes with diaphragm – 10 psi opening pressure
	CP8028-NYB	Nylon nozzle body ¼" male to 11/16" thread





CROPPAK & SWISSMEX SPRAYERS

COMMON REPLACEMENT COMPONENTS AND KITS











To make repairs to your Croplands Swissmex knapsack or compression sprayer, see the options below.














	ORDER CODE	DESCRIPTION
	SW808-073C	Complete trigger assembly (pictured above)
	SWRPK120	Repair/service kit for SW319 and SW320 (pictured above)
	SWRPK189	Repair/service kit for SW189
	SWRPK189C	Repair/service kit for SW189C
	SWRPK503	Repair/service kit for SW503 (diaphragm not included in kit – not pictured)
	SW503-031	Diaphragm to suit SW503 Knapsack (pictured above)
	SW502-024C	Pump module for SW502 (not pictured)
	SW502-191	Elbow connector 90° – outlet to hose from tank (pictured above)
	SW808-014	Hose tail to fit 3/8" (10mm) hose – attached to back of trigger assembly (pictured above)
	SW502-001C	Red tank lid – suits all models (pictured above)
	SW501-002	Lid seal (pictured above)
	SW501-004	Lid strainer (pictured above)

FOAM MARKER SPARE PARTS

	ORDER CODE	DESCRIPTION
	FM-COMP	Compressor to suit SAL901654, SAL901658 and ARAG foam marker
	FM-COMP2	Thomas compressor to suit R-M2012 foam marker model
	SAL901078.01	24 litre foam tank (not pictured)
	SAL901624-2	Cap with tube and fittings for foam marker tank
	A520004.260	Foam boot assembly, long
	A520004.261	Foam boot assembly, short
	RHAA120	Foam boot assembly to fit R-M2012 model

AR PUMP KITS

	PUMP	ORDER CODE	KIT
	AR252Bp	AR2409	O-ring kit (all pump o-rings)
		AR2408	Valve kit – 4 valves & valve o-rings
		PR66-72-2	Blueflex diaphragm kit – 2 diaphragms
		For other diaphragm options – refer page 9	
	AR70Bp	AR2366	Full maintenance repair kit
		AR2365	O-ring kit (all pump o-rings)
		AR2364	Valve kit – 4 valves & valve o-rings
		PR66	Blueflex diaphragm kit – 2 diaphragms
		For other diaphragm options – refer page 9	
 	AR80LFP	PR66-105-3	Blueflex diaphragm kit – 3 diaphragms
		For valves & o-rings, refer Page 9	
	AR115Bp - 135Bp	AR2370	Valve kit – 6 valves & valve o-rings
		AR2026	O-ring kit (all pump o-rings)
		AR2025	Full maintenance repair kit
		PR66-115-3	Blueflex diaphragm kit – 3 diaphragms
		For other diaphragm options – refer page 9	
 	AR140LFP	AR42805	Valve kit – 6 valves & valve o-rings
		AR42830	O-ring kit (all pump o-rings)
		AR42831	Full maintenance repair kit
		PR66-115-3	Blueflex diaphragm kit – 3 diaphragms
	AR160Bp - 185Bp	AR2374	Valve kit – 8 valves & valve o-rings
		AR1908	O-ring kit (all pump o-rings)
		PR66 (X2)	Blueflex diaphragm kit – 2 diaphragms per kit, 2 required
		For other diaphragm options – refer page 9	
	AR160LFP-185LFP	PR66-115-4	Blueflex diaphragm kit – 4 diaphragms
		For valves & o-rings, refer Page 9	
	AR250Bp - 280Bp	Refer Page 9 for individual components – kits not stocked	

		PUMP	ORDER CODE	KIT
 	AR245LFP	PR66-115-6	BlueFlex Diaphragm Kit	
		AR2114	Valve Kit	
		AR42513	O-ring Kit	
		AR42516	Maintenance Repair Kit	
 	AR330LFP	AR42591	O-ring kit (all pump o-rings)	
		AR42592	Full maintenance repair kit	
		For valves & diaphragms only, refer Page 9		
 	AR410LFP	AR42882	Valve kit – 12 valves & valve o-rings	
		AR42883	O-ring kit (all pump o-rings)	
		AR42292	Full maintenance repair kit	
		PR66-145-6	Blueflex diaphragm kit – 6 diaphragms	
	AR303	AR2388	Valve kit – 6 valves & valve o-rings	
		AR2389	O-ring kit (all pump o-rings)	
		PR66-72-3	Blueflex diaphragm kit – 3 diaphragms	
		For other diaphragm options – refer page 9		
	AR503	AR1904	O-ring kit (all pump o-rings)	
		PR66-96-3	Blueflex diaphragm kit – 3 diaphragms	
		For other diaphragm options – refer page 9		
		For valves & o-rings, refer Page 9		
	AR30	AR1917	Valve kit – 4 valves & valve o-rings	
		AR1916	O-ring kit (all pump o-rings)	
		AR1915	Full maintenance repair kit	
		PR66-96-2	Blueflex diaphragm kit – 2 diaphragms	
		For other diaphragm options – refer page 9		
	AR813	PR66-105-3	Blueflex diaphragm kit – 3 diaphragms	
		For valves & o-rings, refer Page 9		
	AR1064	AR2378	O-ring kit (all pump o-rings)	
		AR2379	Full maintenance repair kit	
		P666-115-4	Blueflex diaphragm kit – 4 diaphragms	
		For valves & o-rings, refer Page 9		
	ARBHS170	AR2374	Valve kit – 8 valves & valve o-rings	
		AR2457	O-ring kit (all pump o-rings)	
		PR66-120-4	Blueflex diaphragm kit – 4 diaphragms	
		For other diaphragm options – refer page 9		
	ARBHS200	AR2374	Valve kit – 8 valves & valve o-rings	
		AR2457	O-ring kit (all pump o-rings)	
		PR66-120-4	Blueflex diaphragm kit – 4 diaphragms	
		For other diaphragm options – refer page 9		

AR PUMP KITS



BlueFlex diaphragms – AR550081



HPDS diaphragms – AR550086



Valves – AR759051



AR110121



AR1434



AR pump with gearbox fitted

DIAPHRAGMS

ORDER CODE	DIAPHRAGMS FOR PUMP MODELS	MATERIAL
AR550081	AR70, 115, 125, 135, 145, 160, 185, 250, 280, 370, 500	BLUEFLEX
AR550085	AR70, 115, 125, 135, 145, 160, 185, 250, 280, 370, 500	DESMOPAN
AR550086	AR70, 115, 125, 135, 145, 160, 185, 250, 280, 370, 500 (20 bar max)	HPDS
AR620080	AR30 (40 bar max), AR503 (50 bar max)	GOMMA
AR620082	AR30 (40 bar max)	BLUEFLEX
AR620085	AR30 (40 bar max)	DESMOPAN
AR800086	AR19 and 252 (20 bar max)	HPDS
AR1040083	AR813, 1064 (50 bar max)	BLUEFLEX
AR1040081	AR813, 1064 (50 bar max)	GOMMA
AR1040080	AR813, 1064 (50 bar max)	DESMOPAN
AR2240081	ARBHA140, BHS140, BHS160/170, BHS200 (50 bar max)	BLUEFLEX
AR2240080	ARBHA140, BHS140, BHS160/170, BHS200 (50 bar max)	GOMMA
AR2240085	ARBHA140, BHS140, BHS160/170, BHS200 (50 bar max)	DESMOPAN

VALVES

CODE	VALVES FOR PUMP MODELS
AR759051	AR70, 115, 125, 135, 145, 160, 185, 250, 280, 370, 500 (20 bar max). ARBHA140, BHS140, BHS160/170, AR2HS200 (50 bar max)
AR1409050	AR30 (40 bar max). AR503, 813, 1064 (50 bar max)
AR809060	AR19 and 252 (20 bar max)
AR2429050	AR80 LFP
AR2429051	AR160, 185 LFP

VALVE O-RINGS

CODE	VALVE O-RINGS FOR PUMP MODELS
AR680070	AR125, 145, 160, 185, 250, 280, 370, 500 (20 bar max). ARBHA140, BHS140, BHS160/170, BHS200 (50 bar max)
AR320030	AR70, 115, 135 (20 bar max)
AR620030	AR30 (40 bar max). AR503, 813, 1064 (50 bar max)
AR880830	AR19 and 252 (20 bar max)
AR3460240	AR80LFP, AR140LFP
AR3460380	AR160LFP, AR185LFP

DISCS

CODE	DISC FOR ARG140 REGULATOR
AR110121	Vulkulan disc

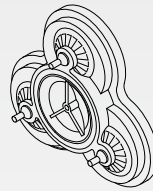
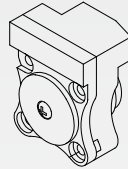
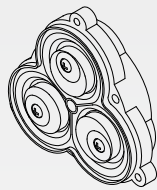
SAFETY RELIEF VALVES

CODE	SAFETY RELIEF VALVES
AR1432	Valve safety (20 bar) – safety relief valve with reset
AR1433	Valve safety (40 bar) – safety relief valve with reset
AR1434	Valve safety (50 bar) – safety relief valve with reset

GEAR BOXES

CODE	COMMONLY USED GEARBOXES FOR AR PUMPS
AR1613	Gearbox (AR19/202/252 1:4.3)
AR1636	Gearbox (AR30 1:5.9)
AR1639	Gearbox (AR50;503;703 and 904 1:5.9)
AR1671	Gearbox (AR70/115/120 1:5.9)

SHURFLO PUMP PARTS & ACCESSORIES



ORDER CODE	DESCRIPTION
SHU234-2926	½" NPT – 14 female x 12mm (½") straight swivel barb (polypropylene)
SHU234-2916	½" NPT – 14 female x 10mm (¾") straight swivel barb (polypropylene)
SHU244-5286	½" NPT – 14 male x ¾" coupling/adaptor (polypropylene)
SHU234-3926	½" NPT – 14 female x 12mm (½") elbow swivel barb (polypropylene)
SHU234-3916	½" NPT – 14 female x 10mm (¾") elbow swivel barb (polypropylene)
SHU234-KIT	2 of each part numbers SHU234-2926, SHU234-2916, SHU244-5286, SHU234-3926, SHU234-3916

DIAPHRAGM/DRIVE ASSEMBLY KIT

ORDER CODE	DESCRIPTION
SHU8000-547-189	SHU94-385-32
SHU2088-343-135	SHU94-238-03
SHU5059-1311-D012	SHU94-910-04
SHU2088-313-145	SHU94-238-03

PRESSURE SWITCH KIT

PUMP MODEL	PART ORDER CODE
SHU8000-547-189	SHU94-229-08
SHU2088-343-135	SHU94-230-36
SHU5059-1311-D012	SHU94-910-02
SHU2088-313-145	SHU94-230-55

VALVE ASSEMBLY KIT



PUMP MODEL	PART ORDER CODE
SHU8000-547-189	SHU94-391-46
SHU2088-343-135	SHU94-232-05
SHU5059-1311-D012	SHU94-910-05
SHU2088-313-145	SHU94-232-05

CHECK VALVE KIT

PUMP MODEL	PART ORDER CODE
SHU8000-547-189	SHU94-374-08
SHU2088-343-135	SHU94-237-05
SHU5059-1311-D012	SHU94-910-03
SHU2088-313-145	SHU94-237-05


APEX 12 VOLT PUMPS

(For replacement on Apex sprayers only)

ORDER CODE	DESCRIPTION
 AS-52210100200	Replacement pump for Apex sprayers ASBBS-16 knapsack sprayer and ASAT-30M3 trolley sprayer
 AS-52210100700	Replacement pump for ASBBS-10 knapsack sprayer

FLOJET PUMP PARTS & ACCESSORIES

FLOJET PUMP REGULATOR KITS



UP-119B-KIT



A309953



A309B53

FL4300-143 pump A309B53 A908006 gauge A9620050 regulator



A typical Flojet pump fitted with A309B53 filter and A9620050/A908006 PRV+ gauge

ORDER CODE	DESCRIPTION
A9620050	Regulator with bayonet fitting for direct coupling to the outlet of 43 series Flojet pumps to regulate pressure and flow. Regulator has a bypass to tank or suction line. 1/2" male threaded outlet. Order gauge separately
A9620090	Regulator with threaded female 1/2" flynut connector. Some Flojet pumps have a female 3/8" outlet, so a 3/8" to 1/2" reducing nipple (A2402021) is required to fit this regulator. Regulator has a bypass to tank or suction line. 1/2" male threaded outlet. Order gauge separately
A908006	0-6 bar glycerine filled pressure gauge to suit regulators above
A309953	Suction filter, with threaded female 1/2" flynut connector. Some Flojet pumps have a female 3/8" inlet, so a 3/8" to 1/2" reducing nipple (A2402021) is required to fit this filter. Outlet tail from filter is 13mm
A2402021	3/8" to 1/2" reducing nipple
A309B53	Suction filter, with bayonet coupling to connect to 43 series Flojet pumps. Outlet tail from filter is 13mm
UP-119B-KIT	Handy on/off switch and loom kit for Flojet pumps (or similar models)

DIAPHRAGMS



PUMP MODEL	PART NO.
FL2100-232	FL21010-004
FL2130-132	FL21010-004
FL3501-506	FL20419-012
FL4300-143	FL20403-040
FL3521-139	FL20419-015

PRESSURE SWITCHES



PUMP MODEL	PART NO.
FL2100-232	FL2095-100
FL2130-132	FL21010-004
FL3811-133	FL02091-150
FL3501-506	FL02091-060
FL4300-143	FL02095-103
FL3521-139	FL02091-060

VALVES



PUMP MODEL	PART NO.
FL2100-232	FL20914-003
FL2130-132	FL20028-053
FL3811-133	FL20407-022
FL3501-506	FL20407-033
FL4300-143	FL20407-020
FL3521-139	FL20407-021

BANJO FITTINGS



Flange clamps



Flanged couplings



Swivels



Hosebarb Tees

STRAIGHT FEMALE COUPLINGS (SOCKETS)



ORDER CODE	DESCRIPTION
BJCPLG038	Socket NPT 3/8" nylon
BJCPLG050	Socket NPT 1/2" nylon
BJCPLG075	Socket NPT 3/4" nylon
BJCPLG100	Socket NPT 1" nylon
BJCPLG125	Socket NPT 1 1/4" nylon
BJCPLG150	Socket NPT 1 1/2" nylon

90 DEGREE FEMALE ELBOWS



BJELO50-90	Elbow 1/2 NPT female
BJELO75-90	Elbow 3/4 NPT female
BJEL100-90	Elbow 1 NPT female
BJEL150-90	Elbow 1 1/2 NPT female
BJEL200-90	Elbow 2" NPT female
BJEL300-90	Elbow 3 NPT female

45 DEGREE FEMALE ELBOWS

BJEL100-45	Elbow 45° 1" BSP
-------------------	------------------

STRAIGHT MALE THREADED HOSEBARBS



BJHB025	Hosebarb 1/4" NPT x 1/4" barb
BJHB025-038	Hosebarb 1/4" NPT x 3/8" barb
BJHB025-050	Hosebarb 1/4" NPT x 1/2" barb
BJHB038	Hosebarb 3/8" NPT x 3/8" barb
BJHB038-050	Hosebarb 3/8" NPT x 1/2" barb
BJHB050	Hosebarb 1/2" NPT x 1/2" barb
BJHB050-025	Hosebarb 1/2" NPT x 1/4" barb
BJHB050-038	Hosebarb 1/2" NPT x 3/8" barb
BJHB050-075	Hosebarb 1/2" NPT x 3/4" barb
BJHB075	Hosebarb 3/4" NPT x 3/4" barb
BJHB075-038	Hosebarb 3/4" NPT x 3/8" barb
BJHB075-050	Hosebarb 3/4" NPT x 1/2" barb
BJHB075-058	Hosebarb 3/4" NPT x 5/8" barb
BJHB075-100	Hosebarb 3/4" NPT x 1" barb
BJHB100	Hosebarb 1" NPT x 1" barb
BJHB100-075	Hosebarb 1" NPT x 3/4" barb
BJHB100-125	Hosebarb 1" NPT x 1 1/4" barb
BJHB125	Hosebarb 1 1/2" NPT x 1 1/4" barb
BJHB125-100	Hosebarb 1 1/4" NPT x 1" barb
BJHB125-150	Hosebarb 1 1/4" NPT x 1 1/2" barb
BJHB150	Hosebarb 1 1/2" NPT x 1 1/2" barb
BJHB150-100	Hose tail 1 1/2" - 1" barb
BJHB150-125	Hosebarb 1 1/2" NPT x 1 1/4" barb
BJHB200	Hosebarb 2" NPT x 2" barb
BJHB300	Hose tail 3" male

STRAIGHT FEMALE THREADED HOSEBARBS

BJHBF075	Hosebarb 3/4" NPT x 3/4" barb
-----------------	-------------------------------

90 DEGREE ELBOW MALE THREAD COMES WITH HOSEBARB



BJHB025-90	Elbow 1/4" NPT x 1/4" barb
BJHB025/038-90	Elbow 1/4" NPT x 3/8" barb
BJHB025/050-90	Elbow 1/4" NPT x 1/2" barb
BJHB038-90	Elbow 3/8" NPT x 3/8" barb
BJHB050-90	Elbow 1/2" NPT x 1/2" barb
BJHB050/038-90	Elbow 1/2" NPT x 3/8" barb
BJHB050/075-90	Elbow 1/2" NPT x 3/4" barb
BJHB075-90	Elbow 3/4" NPT x 3/4" barb
BJHB075/050-90	Elbow 3/4" NPT x 1/2" barb
BJHB075/100-90	Elbow 3/4" NPT x 1" barb
BJHB100-90	Elbow 1" NPT x 1" barb
BJHB100/075-90	Elbow 1" NPT x 3/4" barb
BJHB125-90	Elbow 1 1/4" NPT x 1 1/4" barb
BJHB125/100-90	Elbow 1 1/4" NPT x 1" barb

	ORDER CODE	DESCRIPTION
	BJHB125/150-90	Elbow 1¼" NPT x 1½" barb
	BJHB150-90	Elbow 1½" NPT x 1½" barb
	BJHB200-90	Elbow 2" NPT X 2" barb
	BJHB300-90	3" NPT x 3" hose shank 90o
HOSEBARB TEES		
	BJHBT038	Tee barbed ⅜"
	BJHBT075	Tee barbed ¾"
	BJHBT100	Tee barbed 1"
HOSE JOINERS		
	BJHM038	Hose mender barbed ⅜"
	BJHM050	Hose mender nylon ½"
	BJHM075	Hose mender nylon ¾"
	BJHM100	Hose mender nylon 1"
	BJHM125	Hose mender nylon 1¼"
	BJHM150	Hose mender nylon 1½"
	BJHM200	Hose mender nylon 2"
SHORT MALE THREADED NIPPLES		
	BJNIP025-SH	Nipple nylon ¼" NPT
	BJNIP038-SH	Nipple nylon ⅜" NPT
	BJNIP050-SH	Nipple nylon ½" NPT
	BJNIP075-SH	Nipple nylon ¾" NPT
	BJNIP100-SH	Nipple nylon 1" NPT
	BJNIP125-SH	Nipple nylon 1¼" NPT
	BJNIP150-SH	Nipple nylon 1½" NPT
	BJNIP200-SH	Nipple nylon 2" NPT
BJNIP300SH	Nipple nylon 3" NPT	
MALE THREADED PLUGS		
	BJPLUG050	Plug nylon ¾" NPT
	BJPLUG075	Plug nylon ¾" NPT
	BJPLUG100	Plug nylon 1" NPT
	BJPLUG125	Plug nylon 1¼" NPT
	BJPLUG150	Plug nylon 1½" NPT
REDUCING BUSHES		
	BJRB038-025	Reducing bush ⅜" male x ¼" female
	BJRB050-025	Reducing bush ½" male x ¼" female
	BJRB050-038	Reducing bush ½" male x ⅜" female
	BJRB075-025	Reducing bush ¾" male x ¼" female
	BJRB075-038	Reducing bush ¾" male x ⅜" female
	BJRB075-050	Reducing bush ¾" male x ½" female
	BJRB100-075	Reducing bush 1" male x ¾" female
	BJRB125-075	Reducing bush 1¼" male x ¾" female
	BJRB125-100	Reducing bush 1¼" male x 1" female
	BJRB150-100	Reducing bush 1½" male x 1" female
	BJRB200-100	Reducing bush 2" male x 1" female
	BJRB200-125	Reducing bush 2" male x 1¼" female
BJRB200-150	Reducing bush 2" male x 1½" female	
REDUCING NIPPLES		
	BJRN200-150	Reducing nipple 2" X 1½"
90 DEGREE FEMALE/MALE STREET ELBOWS		
	BJSL025-90	Street elbow ¼" NPT male and female
	BJSL050-90	Street elbow ½" NPT male and female
	BJSL075-90	Street elbow ¾" NPT male and female
	BJSL100-90	Street elbow 1" NPT male and female
	BJSL200-90	Street elbow 2" NPT male and female
45 DEGREE FEMALE/MALE STREET ELBOWS		
	BJSL300-45	Street elbow 3" NPT male and female
SWIVELS		
	BJSW100	1" male x 1" female swivel
	BJSW150	1½" male x 1½" female swivel
	BJSW200	2" male x 2" female swivel
	BJSW220	2" full port male x 2" full port female swivel (not pictured)
FEMALE THREADED TEES		

BANJO FITTINGS



ORDER CODE

BJTEE050
BJTEE075
BJTEE100
BJTEE125
BJTEE150
BJTEE200

DESCRIPTION

Tee female threaded ½" NPT
 Tee female threaded ¾" NPT
 Tee female threaded 1" NPT
 Tee female threaded 1¼" NPT
 Tee female threaded 1½" NPT
 Tee female threaded 2" NPT

ANTI-VORTEX TANK FLANGES AND TANK FITTINGS

BJTF150AV
BJTF200AV
BJBF200BD

Anti-vortex fitting 1½"
 Anti-vortex fitting 2"
 Flange tank fitting 2"

ANTI-VORTEX VENT CAP

BJVC200

Anti-vortex vent cap 2"

FLANGE TO HOSEBARB MANIFOLD FITTINGS



BJM100BRB
BJM100075BRB
BJM200BRB
BJM200100BRB
BJM200125BRB
BJM200150BRB
BJM220150BRB
BJM220BRB
BJM300BRB
BJM300220BRB

1" flange to 1" barb
 1" flange x ¾" barb
 2" flange x 2" barb
 2" flange x 1" barb
 2" flange x 1¼" barb
 2" flange x 1½" barb
 2" full port flange – 1½" barb
 2" full port flange – 2" barb
 Manifold 3" flange – 3" barb
 Manifold 3" flange – 2" barb

90 DEGREE FLANGE TO HOSEBARB MANIFOLD FITTINGS



BJM100BRB90
BJM200BRB90
BJM200100BRB90
BJM200125BRB90
BJM200150BRB90
BJM220BRB90
BJM300BRB90

1" flange x 90° 1" barb
 2" flange x 90° 2" barb
 2" flange x 90° 1" barb
 2" flange x 90° 1¼" barb
 2" flange x 90° 1½" barb
 2" full port flange x 90° 2" barb
 3" flange x 90° 3" barb

FLANGED COUPLINGS



BJM100CPG90
BJM200CPG
BJM220CPG
BJM220CPG6
BJM200CPG45
BJM200CPG90
BJM220CPG45
BJM220CPG90
BJM300CPG45
BJM300CPG90
BJM220200CPG
BJM300220CPG
BJM200FPT
BJM220FPT
BJM200MPT
BJM200150MPT
BJM220MPT
BJM300BSP

Flanged coupling 90° 1" x 1"
 Flanged coupling 2" x 2"
 Full port flange 2" x 2"
 Full port flange 6" long 2" x 2"
 Flanged coupling 45° 2" x 2"
 Flanged coupling 90° 2" x 2"
 Full port flange 2" x 2" 45°
 Full port flange 2" x 2" 90°
 Full port flange 3" x 3" 45°
 Full port flange 3" x 3" 90°
 Full port 2" to 2" flange reducer
 3" to 2" full port flange reducer
 2" flange – 2" female thread
 2" full port flange – 2" female thread
 2" flange – 2" male thread
 2" flange – 1½" male thread
 2" full port flange – 2" male thread
 3" full port flange – 3" male BSP

FLANGED TEES



BJM200TEE
BJM200100TEE
BJM220100TEE
BJM220TEE
BJM300TEE

Manifold tee 2"
 Manifold tee 2" x 1"
 Full port flanged tee 2" x 1"
 Full port tee 2"
 Manifold tee 3"

FLANGED CHECK VALVES

BJMCV200
BJMCV220

Flanged check valve 2"
 Full port flanged check valve 2"

FLANGE CLAMPS



BJFC100
BJFC200
BJFC220
BJFC300

100 series worm screw clamp 1"
 200 series worm screw clamp 2"
 220 series worm screw clamp 2"
 300 series worm screw clamp 3"









FLANGE GASKETS

BJM221G
BJM301G

Full port manifold gasket 2" rib EPDM
 Manifold gasket 3" rib EPDM

BANJO CAMLOCK COUPLINGS

Quick attach, quick release camlock couplings are ideal for sprayers. Chemical resistant with stainless steel levers.

	ORDER CODE	DESCRIPTION
	BJ075A	Banjo Camlock 3/4" Type A
	BJ050A	Banjo Camlock 1/2" Type A
	BJ100A	Banjo Camlock 1" Type A
	BJ075B	Banjo Camlock 3/4" Type B
	BJ050B	Banjo Camlock 1/2" Type B
	BJ100B	Banjo Camlock 1" Type B
	BJ075C	Banjo Camlock 3/4" Type C
	BJ050C	Banjo Camlock 1/2" Type C
	BJ100C	Banjo Camlock 1" Type C
	BJ075CAP	Camlock 3/4" Banjo Cap
	BJ100125CAP	Banjo Cap 1" to 1 1/4 A Camlock
	BJ075D	Banjo Camlock 3/4" Type D
	BJ050D	Banjo Camlock 1/2" Type D
	BJ100D	Banjo Camlock 1" Type D
	BJ075E	Banjo Camlock 3/4" Type E
	BJ050E	Banjo Camlock 1/2" Type E
	BJ100E	Banjo Camlock 1" Type E
	BJ075F	Banjo Camlock 3/4" Type F
	BJ050F	Banjo Camlock 1/2" Type F
	BJ100F	Banjo Camlock 1" Type F
	BJ075PL	Camlock 3/4" Banjo Plug
	BJ100125PL	Camlock 1" Banjo Plug

ARAG CAMLOCK COUPLINGS

Quick attach, quick release camlock couplings are ideal for sprayers. Chemical resistant with stainless steel levers.

	ORDER CODE	DESCRIPTION
	K-050-A	Camlock ½" female thread "A"
	K-075-A	Camlock ¾" female thread "A"
	K-100-A	Camlock 1" female thread "A"
	K-125-A	Camlock 1¼" female thread "A"
	K-150-A	Camlock 1½" female thread "A"
	K-200-A	Camlock 2" female thread "A"
	K-300-A	Camlock 3" female thread "A"
	K-050-B	Camlock ½" male thread "B"
	K-075-B	Camlock ¾" male thread "B"
	K-100-B	Camlock 1" male thread "B"
	K-125-B	Camlock 1¼" male thread "B"
	K-150-B	Camlock 1½" male thread "B"
	K-200-B	Camlock 2" male thread "B"
	K-300-B	Camlock 3" male thread "B"
	K-050-C	Camlock ½" hose shank "C"
	K-075-C	Camlock ¾" hose shank "C"
	K-100-C	Camlock 1" hose shank "C"
	K-125-C	Camlock 1¼" hose shank "C"
	K-150-C	Camlock 1½" hose shank "C"
	K-200-C	Camlock 2" hose shank "C"
	K-300-C	Camlock 3" hose shank "C"
	K-075-CAP	Camlock ¾" cap "DC"
	K-100-CAP	Camlock 1" cap "DC"
	K-150-CAP	Camlock 1½" cap "DC"
	K-200-CAP	Camlock 2" cap "DC"
	K-300-CAP	Camlock 3" cap "DC"
	K-050-D	Camlock ½" female thread "D"
	K-075-D	Camlock ¾" female thread "D"
	K-100-D	Camlock 1" female thread "D"
	K-125-D	Camlock 1¼" female thread "D"
	K-150-D	Camlock 1½" female thread "D"
	K-200-D	Camlock 2" female thread "D"
	K-300-D	Camlock 3" female thread "D"
	K-050-E	Camlock ½" hose shank "E"
	K-075-E	Camlock ¾" hose shank "E"
	K-100-E	Camlock 1" hose shank "E"
	K-125-E	Camlock 1¼" hose shank "E"
	K-150-E	Camlock 1½" hose shank "E"
	K-200-E	Camlock 2" hose shank "E"
	K-300-E	Camlock 3" hose shank "E"
	K-050-F	Camlock ½" male thread "F"
	K-075-F	Camlock ¾" male thread "F"
	K-100-F	Camlock 1" male thread "F"
	K-125-F	Camlock 1¼" male thread "F"
	K-150-F	Camlock 1½" male thread "F"
	K-200-F	Camlock 2" male thread "F"
	K-300-F	Camlock 3" male thread "F"
	K-075-PL	Camlock ¾" plug "DP"
	K-100-PL	Camlock 1" plug "DP"
	K-150-PL	Camlock 1½" plug "DP"
	K-200-PL	Camlock 2" plug "DP"
	K-300-PL	Camlock 3" plug "DP"

BRASS FITTINGS

High pressure 40 bar (600 psi) brass fittings.

	ORDER CODE	DESCRIPTION
NUT AND TAIL STRAIGHT		
	B162.604.1	Hose tail 1/4" comes with winged nut 1/2"
	B162.604.10	Hose tail 3/8" comes with hex nut 1/2"
	B162.604.11	Hose tail 1/2" comes with hex nut 1/2"
	B162.604.9	Hose tail 3/4" comes with hex nut 3/4"
	B162.604.2	Hose tail 3/8" comes with 1/2" winged nut
	B162.604.3	Hose tail 1/2" comes with 1/2" winged nut
NUT AND TAIL ELBOWS		
	B162.608.1	Fitting Y pattern 1/2" BSP
	B163.604.4	Elbow 10mm 90o comes with 1/2" wing nut
	B163.604.6	Elbow 13mm wing nut
	B163.604.13	Elbow 1/2" comes with hex nut 1/2"
SWIVELS		
	B26.1502.45	Swivel connector 1/2" BSP male/female
	TFA38SWIVEL	Swivel hosetail 3/8"
	TFA12SWIVEL	Swivel hosetail 1/2"
TANK OUTLETS		
	BBP34	Tank outlet brass 3/4"
	BBP10	Tank outlet brass 1"
	BBP114	Tank outlet brass 1 1/4"
	BBP112	Tank outlet brass 1 1/2"
	BBP20	Tank outlet brass 2"
ADAPTORS		
	TFAD1818FM	Adaptor 1/8" BSPF x 1/8" BSPM
	TFMF1412	Adaptor 1/4" BSPM x 1/2" BSPF
	TFAD3814	Adaptor 3/8" BSPF x 1/4" BSPM
	TFAD1214FM	Adaptor 1/2" BSPF x 1/4" BSPM
	TFAD1238FM	Adaptor 1/2" BSPF x 3/8" BSPM
	TFMF1210	Adaptor 1/2" BSPM x 1" BSPF
	TFMF3410	Adaptor 3/4" BSPM x 1" BSPF
SOCKETS		
	TFS1818	Socket 1/8" BSPF
	TFS1414	Socket 1/4" BSPF
	TFS1212	Socket 1/2" BSPF
	TFS1214	Socket 1/2" BSPF x 1/4" BSPF
	TFS1238	Socket 1/2" BSPF x 3/8" BSPF
	TFS3838	Socket 3/8" BSPF
	TFS3434	Socket 3/4" BSPF
ELBOWS		
	TFEL1838	Elbow 1/8" BSPM x 3/8" tail
	TFEL1414FF	Elbow 1/4" BSPF x 1/4" BSPF
	TFEL1412	Elbow 1/4" BSPM x 1/2" tail
	TFEL1414MF	Elbow 1/4" BSPM x 1/4" BSPF
	TFEL1438	Elbow 1/4" BSPM x 3/8" tail
	TFEL14MF45DEG	Elbow 1/4" male/female 45o
	TFEL3838F	Elbow 3/8" BSPF x 3/8" BSPF
	TFEL3812	Elbow 3/8" BSPM x 1/2" tail
	TFEL3838MF	Elbow 3/8" BSPM x 3/8" BSPF
	TFEL38MF45DEG	Elbow 3/8" male/female 45o
	TFEL1212F	Elbow 1/2" BSPF x 1/2" BSPF
	TFEL1212MF	Elbow 1/2" BSPM x 1/2" BSPF
	TFEL1212MM	Elbow 1/2" BSPM x 1/2" BSPM
	TFEL1212	Elbow 1/2" BSPM x 1/2" tail
	TFEL12MF45DEG	Elbow 1/2" male/female 45o
	TFEL1238	Elbow 1/2" BSPM x 3/8" tail
	TFEL3434F	Elbow 3/4" BSPF x 3/4" BSPF
	TFEL3434MF	Elbow 3/4" BSPM x 3/4" BSPF

BRASS FITTINGS

	ORDER CODE	DESCRIPTION
HOSE JOINERS		
	B161.603.2	Hose joiner 10mm HP brass
	B161.603.4	Hose joiner 12mm HP brass
NIPPLES		
	TFM1412	Nipple 1/4" x 1/2" brass
	TFM1414	Nipple 1/4" brass
	TFM1418	Nipple 1/4" x 1/8" brass
	TFM3814	Nipple 3/8" x 1/4" brass
	TFM3838	Nipple 3/8" brass
	TFM1212	Nipple 1/2" BSP brass
	TFM1238	Nipple 1/2" x 3/8" brass
	TFM3412	Nipple 3/4" x 1/2" brass
	TFM3434	Nipple 3/4" brass
TFM3438	Nipple 3/4" x 3/8" brass	
TEES		
	TFT1414FF	Tee 1/4" BSPF brass
	TFT1438MM	Tee 1/4" BSPM x 3/8" tails
	TFT3812M	Tee 3/8" BSPM x 1/2" tails
	TFT3838FF	Tee 3/8" BSPF brass
	TFT12	Tee 1/2" barbed brass
	TFT1212FF	Tee 1/2" BSPF brass
	TFT1212MM	Tee 1/2" BSPM brass
TFT3434FF	Tee 3/4" BSPF brass	
PLUGS		
	TFF18	Plug 1/8" BSP brass
	TFF14	Plug 1/4" BSP brass
	TFF38	Plug 3/8" BSP brass
	TFF12	Plug 1/2" BSP brass
	TFF34	Plug 3/4" BSP brass
REDUCING BUSHES		
	TFRB1418	Reducing bush 1/4" x 1/8" brass
	TFRB3814	Reducing bush 3/8" x 1/4" brass
	TFRB1214	Reducing bush 1/2" x 1/4" brass
	TFRB1238	Reducing bush 1/2" x 3/8" brass
	TFRB3412	Reducing bush 3/4" x 1/2" brass
	TFRB3414	Reducing bush 3/4" x 1/4" brass
	TFRB3438	Reducing bush 3/4" x 3/8" brass
	TFRB1034	Reducing bush 1" x 3/4" brass
	TFRB1038	Reducing bush 1" x 3/8" brass
	TFRB1141	Reducing bush 1 1/4" x 1" brass
MALE HOSE TAIL		
	TFA1412	Tail brass 1/4" BSPM x 1/2" tail
	TFA1412F	Tail brass 1/4" BSPF x 1/2" tail
	TFA1438	Tail brass 1/4" BSPM x 3/8" tail
	TFA1438F	Tail brass 1/4" BSPF x 3/8" tail
	TFA14516 TAIL	Brass 1/4" BSPM x 5/16" tail
	TFA3812	Tail brass 3/8" BSPM x 1/2" tail
	TFA3838	Tail brass 3/8" BSPM x 3/8" tail
	TFA3838F	Tail brass 3/8" BSPF x 3/8" tail
	TFA1212	Tail brass 1/2" BSPM x 1/2" tail
	TFA1212F	Tail brass 1/2" BSPF x 1/2" tail
	TFA1214	Tail brass 1/2" BSPM x 1/4" tail
	TFA1234	Tail brass 1/2" BSPM x 3/4" tail
	TFA1238	Tail brass 1/2" BSPM x 3/8" tail
	TFA1812	Tail brass 1/2" BSPM x 1/8" tail
	TFA3410	Tail brass 3/4" BSPM x 1" tail
	TFA3412BR	Tail brass 3/4" BSPM x 1/2" tail
	TFA3434	Tail brass 3/4" BSPM x 3/4" tail
	TFA1010	Tail brass 1" BSPM x 1" tail
TFA1012	Tail brass 1" BSPM x 1/2" tail	

HOSETAILS, FLYNUTS & AR PUMP FITTINGS



Straight tail with flynut



Elbow with flynut



O-ring, nut and elbow

HOSETAILS AND FLYNUTS

ORDER CODE	DESCRIPTION
STRAIGHT TAILS WITH FLYNUT	
APNT1010	Straight tail comes with O-ring, 1" flynut and 1" tail
APNT1034	Straight tail comes with O-ring, 1" flynut and ¾" tail
APNT112	Straight tail comes with O-ring, 1½" flynut and 1½" tail
APNT1121	Straight tail comes with O-ring, 1½" flynut and 1" tail
APNT112114	Straight tail comes with O-ring, 1½" flynut and 1¼" tail
APNT114	Straight tail comes with O-ring, 1¼" flynut and 1¼" tail
APNT1141	Straight tail comes with O-ring, 1¼" flynut and 1" tail
APNT1213MM	Straight tail comes with O-ring, ½" flynut and 13mm tail
APNT200	Straight tail comes with O-ring, 2" flynut and 2" tail
APNT200112	Straight tail comes with O-ring, 2" flynut and 1½" tail
APNT3412	Straight tail comes with O-ring, ¾" flynut and ½" tail
APNT3434	Straight tail comes with O-ring, ¾" flynut and ¾" tail
ELBOWS WITH FLYNUT	
APNE1010	Elbow comes with O-ring, 1" flynut and 1" tail
APNE112	Elbow comes with O-ring, 1½" flynut and 1½" tail
APNE1121	Elbow comes with O-ring, 1½" flynut and 1" tail
APNE112114	Elbow comes with O-ring, 1½" flynut and 1¼" tail
APNE114	Elbow comes with O-ring, 1¼" flynut and 1¼" tail
APNE1141	Elbow comes with O-ring, 1¼" flynut and 1" tail
APNE200	Elbow comes with O-ring, 2" flynut and 2" tail
APNE200112	Elbow comes with O-ring, 2" flynut and 1½" tail
APNE3434	Elbow comes with O-ring, ¾" flynut and ¾" tail

AR PUMP FITTINGS

ORDER CODE	DESCRIPTION
ELBOW	
AR550370	Outlet elbow for AR70, 160, 115, 135. Inlet for AR30
AR550550	Inlet elbow for AR160, 115, 135
AR580040	Inlet elbow for AR70
NUT	
AR550242	Inlet nut for AR30. Outlet for AR160, 115, 135
AR550870	Inlet nut for AR70
AR550880	Outlet nut for AR70
AR540540	Inlet nut for AR160
AR540541	Inlet nut for AR115, 135
O-RING	
AR550350	Outlet O-ring for AR70, 160, 115, 135. Inlet for AR30
AR250310	Inlet O-ring for AR160, 115, 135
AR390290	Inlet O-ring for AR160

TANK FITTINGS



POL63408399



POL63408499



A452107



A135542



APAV200



A502001

ANTI-VORTEX TANK OUTLETS

Using a large capacity pump? This fitting attaches to the tank outlet and minimises liquid vortex which causes pumps to suck air when the tank level is low. Get this fitting and empty the tank without a hassle! Fitting comes with back nut and washer.

DRAIN VALVE

2" BSP anti-pollution drain valve. Can be fitted to most spray tanks with pull-cord to open/close.

POWDER MIXER

Hydraulic powder mixer. Can be fitted into strainer basket, and operated from pump pressure to mix powders and granules successfully.

ORDER CODE	DESCRIPTION
TANK DRAIN VALVE	
A452107	Valve 2" anti-pollution drain valve
ANTI-VORTEX OUTLETS	
APAV100	Anti-vortex assembly 1"
APAV112	Anti-vortex assembly 1½"
APAV114	Anti-vortex assembly 1¼"
APAV200	Anti-vortex assembly 2"
TANK RINSING	
POL63408399	360° rinsing nozzle (suitable for larger spray tanks)
POL63408499	180° rinsing nozzle (suitable for smaller spray tanks and chemical mixing chambers)
MISCELLANEOUS	
A502001	Powder mixer for basket filter
A504015	Non return valve 1½" female
A5553018	Tap handwash (17.5mm tail)
A135542	Mixer venturi tee 10mm



AGITATORS

SUPAFLOW VENTURI AGITATOR

Hydraulic agitator with inspection hole. Can be adapted to various tank shapes. Double venturi circuit to increase efficiency and reduce water consumption. Threaded G ½" connector for simple installation on tank. Suitable for low pressure (nozzles Ø 5 – 7 – 9mm), or high pressure (nozzles Ø 2 – 3mm) operation. Polypropylene body.

HYDRAULIC AGITATOR

An efficient agitator can double the agitation of your tank mix. This hydraulic agitator hooks up to the pressure line. Elbow or straight version available.

SUPA-MIX AGITATOR

This efficient, hydraulic agitator takes both high and low pressure return lines, and can turn over the contents of a 3000 litre tank every 3 minutes.

ORDER CODE	DESCRIPTION
A50220312	Agitator 90° #1.2 ceramic
A5022033	Agitator 90° #3 stainless
A5022042	Agitator straight #2 ceramic
A502163	Agitator SupaFlow type – 3mm stainless steel
A502053	Agitator Supa-Mix #2 nozzle

TANK FITTINGS

ORDER CODE	DESCRIPTION
A452107	Valve 2" anti-pollution drain valve
ABP12	Tank outlet ½" poly
ABP34	Tank outlet ¾" poly
ABP10	Tank outlet 1" poly
ABP114	Tank outlet 1¼" poly
ABP112	Tank outlet 1½" poly
ABP20	Tank outlet 2" poly

TANK LIDS AND STRAINERS

Quality threaded and hinged lids, ring and basket strainer replacements. Upgrade now!

ORDER CODE	DESCRIPTION	LID DIAMETER	STRAINER DIAMETER	STRAINER DEPTH
A354030	Lid 102mm (across thread) comes with breather and seal	–	–	–
A354010	Lid 152mm (across thread) comes with spring breather and O-ring	–	–	–
UP-180	Lid for diesel tank (fully assembled)	–	–	–
G8149000	Lid/ring kit, 255mm (across thread)	–	–	–
A300110	Filter basket (small)	203	188	120
A300116	Filter basket (small)	203	188	235
G8155000	Lid/ring kit, 355mm (across thread)	–	–	–
A300330	Filter basket (medium)	305	288	46
A300120	Filter basket (medium)	305	288	245
G8161000	Lid/ring kit, 455mm (across thread)	–	–	–
A300126	Filter basket (large)	400	380	185
A300130	Filter basket (large)	400	380	275
A300134	Filter basket (large)	400	380	330
A3522000	Breather for 355mm and 455mm lid	–	–	–
A504203	Breather valve	–	–	–
G8170015	Hinged lid, 180°, 382mm across thread, comes with ring and breather	–	–	–
A356660.020	O-ring for A356060 lid	–	–	–

ELECTRIC SOLENOID, ELECTRIC MOTOR VALVES & PRESSURE RELIEF VALVES



L-E4024



TIR1999-1



L-E1024



L-E1025



AUS-SOL-1/2



AUSSOL-90DEG

ELECTRIC SOLENOID AND MOTOR VALVES - 10-20 BAR

ORDER CODE	DESCRIPTION
L-E1024	Electric solenoid, 10 bar (150 psi) rated, Viton diaphragm. 1/2" male tread with 1/2" barb
L-E1025	Electric solenoid, 10 bar (150 psi) rated, Viton diaphragm. 1/2" barb with 1/2" barb, 90o
AUS-SOL-1/2	Electric solenoid, 10 bar (150 psi) rated, Viton diaphragm. 1/2" barb with 1/2" barb, straight
AUSSOL-90DEG	Electric solenoid, 10 bar (150 psi) rated, Viton diaphragm. 1/2" male tread with 1/2" barb, 90o
L-E4024	Electric solenoid, 3/4"
AUSSOL-TC	Electric solenoid, 10 bar (150 psi) rated, Viton diaphragm
TIR1999-1	Solenoid 12 bar 1"



B180.1910.16HS



B180.1910.24 NB



B180.1910.015



B180.1910.14



B180.1910.6HS

ELECTRIC MOTOR VALVES - 40 BAR


ORDER CODE	DESCRIPTION
B180.1910.24	Braglia proportional bypass on/off valve, 40 bar, fast 0.3 second
B180.1910.14	Braglia electric regulating valve, 5 second open/close, 40 bar
B180.1910.015	Braglia electric regulating valve, 25 second open/close, 40 bar
B180.1910.16HS	Braglia electric dump valve, 40 bar, fast 0.3 second
B180.1910.6HS	Braglia on/off valve (no bypass), 40 bar, fast 0.3 second

PRESSURE RELIEF VALVES

Pressure relief valves (PRV) for excess liquid bypass, chemical resistant.

	ORDER CODE	DESCRIPTION
	23120-1/2-60-PP	PRV poly 400 kPa 60 psi 1/2"
	23120-1/2-PP	PRV poly 1000 kPa 150 psi 1/2"
	23120-3/4-PP	PRV poly 1000 kPa 150 psi 3/4"
	23120A-1/2-PP	PRV poly/VI/SS spring 1000 kPa 150 psi 1/2"
	23120A-3/4-PP	PRV poly/VI/SS spring 1000 kPa 150 psi 3/4"
	8460-1/2-300	PRV nylon diaphragm 2000 kPa 300 psi 1/2"
	8460-3/4-50	RV nylon diaphragm 350 kPa 50 psi 3/4"
	8460-3/4-300	PRV nylon 2000 kPa 300 psi 3/4"
	8460-3/4-VI	PRV 2000 kPa 300 psi VITON 3/4"
	B410.1510.2	PRV 60 bar female outlet 3/4"

ELECTRIC CONTROLS & VALVES



ELECTRIC CONTROL MANIFOLDS AND SWITCHBOXES

ORDER CODE	DESCRIPTION
A871CCRO05	Control manifold for auto-rate controllers, for pumps up to 180 L/min, manual PRV, electric bypass (7 sec), dump valve, 80-mesh flushing filter, rapid-check Polmac flowmeter, mounting brackets (boom shut-off valves not included)
A873CCRO02	Control manifold for auto-rate controllers, for pumps up to 280 L/min, manual PRV, electric bypass (7 sec), dump valve, 80-mesh flushing filter, rapid-check Polmac flowmeter, mounting brackets (boom shut-off valves not included)
G8380C0002	Control manifold for auto rate controllers, for pumps up to 180 L/min, manual PRV, electric by pass (7 section), dump valve, 80-mesh flushing filter, Geoline flowmeter, mounting brackets. (Boom shut off valves not included)
G8376088	Control manifold for basic electric control systems. Max flow 180 L/min, 20 bar rated. Kit includes manual PRV, Regulating valve, dump valve, pressure filter and 3 proportional electric boom shut-off valves
G8376077	Control manifold for basic electric control systems. Max flow 180 L/min, 20 bar rated. Kit includes manual PRV, Regulating valve, dump valve, pressure filter and 5 proportional electric boom shut-off valves
A4628707	Highly accurate programmable flowmeter with LCD display and sapphire bearing paddle turbine. 40–800 L/min reading of actual flow, or you can view litres pumped. 2 separately resettable counters. 2 x AA batteries required. Will require T7 male fittings (A249177)
G8406008	3 section electric switch box and tractor cables. Requires GC00900009 valve cable to connect control manifold. Suitable for G8376088 control manifold
GC00900009	3 section 5 metre valve cable. Requires G8406008 electric switch box. Suitable for G8376088 control manifold
G8406010	5 section electric switch box and tractor cables. Requires GC00900011 valve cable to connect control manifold. Suitable for G8376077 control manifold
GC00900011	5 section 5 metre valve cable. Requires G8406010 electric switch box. Suitable for G8376077 control manifold


CONTROL MANIFOLD COMPONENTS

Valves, filters and flowmeters to repair/update your control manifold.

PART REF	ORDER CODE	DESCRIPTION	MAX PRESS	MAX FLOW	PORTS/BYPASS
1	A8710502	Dump valve/PRV/inlet assembly	20 bar	180 L/min	32mm
2	A86300245	Electric bypass valve, 7 second open/close	20 bar	150 L/min	25mm
3	A32621135	80-mesh flushing filter with manifold flanges	20 bar	150 L/min	40mm
4	A46264A0	Wolf Flow Meter 10/200L	20 bar	200 L/min	
5	A8730001	Dump valve, hi-flow, 0.6 sec	20 bar	120 L/min	32mm
6	A87300205	Electric bypass valve, hi-flow, 7 second open/close	20 bar	150 L/min	25mm
7	A465522	Manual PRV	20 bar	200 L/min	32mm
8	A4626000.300	Sensor for Wolf Paddle Flow Meter	-	-	-
-	UP-402	Proximity sensor BA and HV4000	-	-	-
9	A4626000.502	Paddle assembly for Wolf Flow Meter	-	-	-
10	G8370025	Manual main valve 3 wire			
11	G8386006	Servo valve (7 section)			
12	G8386004	Electric bypass valve, 28 second open/close			
13	GS02000020	Flow sensor square wave			
14	GF01001000	Flow meter 10-100			
15	G8125013	Filter flange self clean			

ELECTRIC & MANUAL VALVE KITS

GEOLINE



G8372071



G8388002 G8388005

ARAG



A463051



A8630011



A8630001



A863CCRO06




A463CCRO09



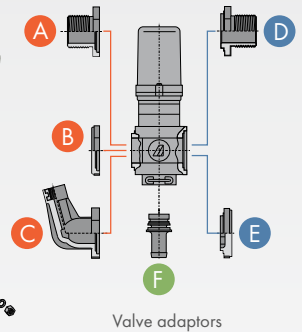
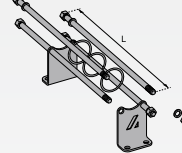
A463CCRO10



A863CCRO05



Valve mounting kits



Valve adaptors

VALVE MOUNTING KITS

To make up your own bank of 2-wire or 3-wire motor valves (see below for valve options), order the correct kit for bolts, nuts and O-rings as shown. For end-caps and inlet/outlet fittings, see the valve adaptors section below.

ORDER CODE	DESCRIPTION
A463000.920	Kit for 2 valves, 150mm
A463000.930	Kit for 3 valves, 207mm
A463000.940	Kit for 4 valves, 264mm
A463000.950	Kit for 5 valves, 321mm
A463000.970	Kit for 7 valves, 436mm

VALVE ADAPTORS

On the inlet and outlet of each motor valve there is a range of adaptors and fittings commonly used to go with the mounting kit (above). Use the valve adaptors diagram above to choose the adaptors/fittings you require.









ORDER CODE	DESCRIPTION
A463000.130	Male adaptor (A) 3/4" (BSP)
A463000.140	Male adaptor (A) 1" (BSP)
A463011.120	End cap (B)
A463011.130	Pressure gauge adaptor (C) 1/4" (BSP)
A463000.030	Male adaptor (D) 3/4" (BSP)
A463000.040	Male adaptor (D) 1" (BSP)
A463000.050	Male adaptor (D) 1 1/4" (BSP)
A463011.110	End cap (E)
A463001.113	Hosetail (F) 13mm
A463001.116	Hosetail (F) 16mm
A463001.119	Hosetail (F) 19mm
A463001.125M	Hosetail (F) 25mm
AG10071V	O-ring to suit 863 flanges (Viton)

ELECTRIC AND MANUAL VALVES

If you are updating your spraying control system, Croplands has a wide range of valves and valve kits to suit your application.

ORDER CODE	DESCRIPTION
A8630011	Single electric boom shut-off valve, 3-wire for use with auto-rate controllers or basic electric controls, with bypass (suitable for 2 and 3-wire applications)
A8630001	Single electric boom shut-off valve, 3-wire for use with auto-rate controllers or basic electric controls (suitable for 2 and 3-wire applications)
A8730001	Electric boom shut-off valve, high flow (120 L/min), 3-wire for use with auto-rate controllers
A863CCRO05	Electric valve bank, 3-section complete with flushing tap, gauge port and mounting brackets
A863CCRO06	Electric valve bank, 5-section complete with flushing tap, gauge port and mounting brackets
A463CCRO09	2-bank manual valves complete with mounting brackets, 20 bar
A463CCRO10	3-bank manual valves complete with mounting brackets, 20 bar
A463051	Manual shut-off valve, 13mm tail, 20 bar
A463050	Blank ARAG valves
G8372071	Electric valve bank, 5 section complete with gauge port and mounting brackets.
G8531032	Electric valve bank, 3 section complete with gauge port and mounting brackets. (not pictured)
G8388005	Single electric boom shut off valve, 3 wire for use with auto rate controllers or basic electric controls, with bypass. (suitable for 2 and 3 wire applications)
G8388002	Single electric boom shut off valve, 3 wire for use with auto rate controllers or basic electric controls (suitable for 2 and 3 wire applications)

SUCTION FILTERS & PRESSURE FILTERS






































	ORDER CODE	DESCRIPTION	THREAD/BAYONET SIZE	INOX MESH
319 SERIES SUCTION FILTERS				
	A319092		3"	32
	A319093	Suction filters series 319, 3" BSP threads, filtering capacity 400–800 L/min, cartridge Ø 145 x 320mm, polypropylene body, EPDM gaskets, brass fixing inserts	3"	50
	A3190935		3"	80
319 SCREEN				
	A335002.030		–	32
	A335003.030	For 319 series	–	50
	A3350035.030		–	80
	A335004.030		–	100
317 SERIES SUCTION FILTERS				
	A317072		2"	32
	A317073	Suction filters series 317, 2" and 2½" BSP threads, filtering capacity 200–260 L/min, cartridge Ø 107 x 286mm, polypropylene body, EPDM gaskets, brass fixing inserts	2"	50
	A317083		2½"	50
	A3171735		2"	80
	A317472	Suction filters series 317, 2" BSP threads, automatic shut-off valve to clean the filter, auxiliary suction inlet to fill the tank, valve release knob, filtering capacity 200–260 L/min, cartridge Ø 107 x 286mm, polypropylene body, EPDM gaskets, brass fixing inserts	2"	32
	A317473		2"	50
	A317474		2"	100
	317 AND 333 SCREEN			
	A317002-030	For 317 and 333 series	–	32
	A317003.030		–	50
	A3170035.030		–	80
	A317004.030		–	100
O-RINGS				
	A316000.050	Main housing O-ring	–	–
	A316300.060	Filter screen O-ring	–	–
316 SERIES SUCTION FILTERS - SUITABLE FOR PINTO, CROPLINER, QUANTUM MIST, PEGASUS				
	A3160F2	Suction filters series 316 fork coupling T7, fork coupling T7, filtering capacity 160–220 L/min, cartridge Ø 107 x 200mm, polypropylene body, EPDM gaskets, brass fixing inserts	T7	32
	A3160F3		T7	50
	A3160F35		T7	80
	A316162	Suction filters series 316, 1½" and 2" BSP threads, filtering capacity 160–220 L/min, cartridge Ø 107 x 200mm, polypropylene body, EPDM gaskets, brass fixing inserts	1½"	32
	A316163		1½"	50
	A3161635		1½"	80
	A3161634		1½"	100
	A316173	Suction filters series 316, automatic shut-off valve to clean the filter, auxiliary suction inlet to fill the tank, valve release knob, 1½" and 2" BSP threads, filtering capacity 160–220 L/min, cartridge Ø 107 x 200mm, polypropylene body, EPDM gaskets, brass fixing inserts	2"	50
	A3161735		2"	80
	A3165635		1½"	80
	A316472		2" (short thread)	32
	A316572		2"	32
	A316573	2"	50	
	A3165735	2"	80	
316 SCREEN				
	A316002.030	For 316 series	–	32
	A316003.030		–	50
	A3160035.030		–	80
	A316004.030		–	100
O-RINGS				
	A316000.050	Main housing O-ring	–	–
	A316300.060	Filter screen O-ring	–	–










ARAG FILTER SCREEN SIZES

	OLD COLOUR (PRE-2011)	NEW ISO COLOUR	HOLE SIZE stainless steel (mm)	MICRON SIZE (stainless steel mesh)
16 mesh	Black	Brown Red	1.32	1320
32 mesh	White	Red	0.59	594
50 mesh	Light Blue	Blue	0.36	365
80 mesh	Grey	Yellow	0.23	229
100 mesh	Red	Green	0.17	173
120 mesh	Green	Grey	0.15	144
150 mesh	Orange	Orange	0.11	114
200 mesh	Yellow	Pink	0.08	76

(Note: sizes not available for all filter models)

SUCTION FILTERS & PRESSURE FILTERS

	ORDER CODE	DESCRIPTION	THREAD/BAYONET SIZE	INOX MESH
314 SERIES SUCTION FILTERS – SUITABLE FOR LA300, 600, 800, 1000				
	 A314452	Suction filters series 314, 1 1/4" and 1 1/2" BSP threads, filtering capacity 100–160 L/min, cartridge Ø 80x170mm, polypropylene body, EPDM gaskets, brass fixing inserts	1 1/4"	32
	 A314063		1 1/2"	50
	 A3141635		1 1/2"	80
	 A314463	Suction filters series 314, automatic shut-off valve to clean the filter, auxiliary suction inlet to fill the tank, valve release knob, filtering capacity 100–160 L/min, cartridge Ø 80x170mm, polypropylene body, EPDM gaskets, brass fixing inserts	1 1/2" (short thread)	50
	 A3144635		1 1/2" (short thread)	80
	 A314562		1 1/2"	32
	 A314563		1 1/2"	50
	 A3145635		1 1/2"	80
	 A3145640		1 1/2"	100
314 SCREEN				
	 A314002.030	For 314 series	–	32
	 A314003.030		–	50
	 A3140035.030		–	80
	 A314004.030		–	100
O-RINGS				
	A314000.050	Main housing O-ring	–	–
	A314300.060	Filter screen O-ring	–	–
312 SERIES SUCTION FILTERS				
	 A312052	Suction filters series 312, 1 1/4" BSP threads, filtering capacity 60–100 L/min, cartridge Ø 70x148mm, polypropylene body, EPDM gaskets, brass fixing inserts	1 1/4" (short thread)	32
	 A312153		1 1/4"	50
312 SCREEN				
	 A312007.030	For 312 series	–	16
	 A312002.030		–	32
	 A312003.030		–	50
	 A312004.030		–	100
O-RINGS				
	A310000.050	Main housing O-ring	–	–
	A462200.040	Filter screen O-ring	–	–
310 SERIES SUCTION FILTERS				
	 A3102058	Suction filters series 310, 1 1/4" BSP threads, filtering capacity 60 L/min, cartridge Ø 70x100mm, polypropylene body, EPDM gaskets, brass fixing inserts	1 1/4"	32
	 A310153		1 1/4"	50
310 SCREEN				
	 A310008.030	For 310 series	–	32
	 A310003.030		–	50
O-RINGS				
	A310000.050	Main housing O-ring	–	–
	A462200.040	Filter screen O-ring	–	–
309 SERIES SUCTION FILTERS – SUITABLE FOR UA300B, US30A, US60, US100A, US100A/15				
	 A309953	Mini suction filter series 309, filtering capacity 20 L/min, cartridge Ø 27mm x 69mm. 1/2" female flynut inlet and 13mm hose-tail outlet	1/2"	50
	 A309B53		1/2"	50
309 SCREEN				
	 A322003.030	For 309 series	–	50
	 A3220035.030		–	80
	 A322004.030		–	100

	ORDER CODE	DESCRIPTION	THREAD/BAYONET SIZE	INOX MESH
333 SERIES SUCTION FILTERS – SUITABLE FOR PINTO 4000, PEGASUS 5000, 6000				
	A333072	2" screen filling filters SERIES 333, 2" BSP threads, filtering capacity 23m ³ /h, cartridge Ø 107 x 286mm, polypropylene body, EPDM gaskets, working pressure 8 bar max (116 psi max), draining thread ¾" BSP (open), double attachment for ¼" F BSP pressure gauge	2"	32
	A333275		2"	120/32
O-RINGS TO SUIT				
	A333000.050	Main housing O-ring	–	–
	A316300.060	Filter screen O-ring	–	–
335 SERIES SUCTION FILTERS – SUITABLE FOR PEGASUS 8000				
	A335092	3" screen filling filters SERIES 335, 3" BSP threads, filtering capacity 46m ³ /h, cartridge Ø 145 x 320mm, polypropylene body, EPDM gaskets, working pressure 8 bar max (116 psi max), draining thread 1" BSP (open), double attachment for ¼" BSP F pressure gauge, stainless steel clamp	3"	32
	A3352294		3"	100/32
335 SCREEN				
	A3352204.030	For 335 series	–	100/32
	A3352205.030		–	120/32
COMMON PARTS				
	A335000.040	Locking clamp	–	–
324-2 SERIES SUCTION FILTERS				
	A3242022		½"	32
	A3242023	Line filters series 324-2, male and female threads ½", ¾" BSP, max. working pressure 14 bar, filtering capacity 80÷100 L/min, cartridge Ø 38x89mm, fixing points on both sides, polypropylene body, EPDM gaskets	½"	50
	A3242024		½"	100
	A3242033		¾"	50
	A3242034		¾"	100
324 ½" ¾" SCREEN				
	A322002.030		–	32
	A322003.030	For ½" and ¾" 324 series	–	50
	A3220035.030		–	80
	A322004.030		–	100
O-RINGS				
	A322000.040	Main housing O-ring	–	–
	A322000.050	Filter screen O-ring	–	–
COMPLETE FILTER				
	A3244043	Line filters series 324-2, male and female threads 1" BSP, max. working pressure 14 bar, filtering capacity 80÷100 L/min, cartridge Ø 38x89mm, fixing points on both sides, polypropylene body, EPDM gaskets	1"	50
	A32440435		1"	80
	A3244044		1"	100
324 1" SCREEN				
	A323002.030		–	32
	A323003.030	For 1" 324 series	–	50
	A3230035.030		–	80
	A323004.030		–	100
O-RINGS				
	AG11017	Main housing O-ring	–	–
	A322000.050	Filter screen O-ring	–	–
328-2 SERIES SUCTION FILTERS				
	A3282053		1¼"	50
	A3282054		1¼"	100
	A3282062	Line filters series 328-2, 1¼" and 1½" BSP threads, max. working pressure 15 bar, filtering capacity 200÷280 L/min, cartridge Ø 58x210mm, fixing points on both sides, polypropylene body, EPDM gaskets	1½"	32
	A3282063		1½"	50
	A32820635		1½"	80
	A3282064		1½"	100
328-2 SCREEN				
	A326002.030		–	32
	A326003.030	For 328-2 series	–	50
	A3260035.030		–	80
	A326004.030		–	100
O-RINGS				
	AG10090	Main housing O-ring	–	–
	AG10052	Filter screen O-ring	–	–

SUCTION FILTERS & PRESSURE FILTERS

	ORDER CODE	DESCRIPTION	SIZE	MESH	MAX. FLOW (L/MIN)	MAX. PRESS (BAR)	
	AAB122ML-12-P50	Filter 122mL poly	½"	50	45	10	
	AAB122ML-12-P80	Filter 122mL poly	½"	80	45	10	
	AAB122ML-12P100	Filter 122mL poly	½"	100	45	10	
	AAB122ML34PP50	Filter 122mL poly	¾"	50	60	10	
	AAB122ML34PP80	Filter 122mL poly	¾"	80	60	10	
	AAB122ML34PP100	Filter 122mL poly	¾"	100	60	10	
	CP23174-1-304	Screen 16 mesh – grey	–	16	–	–	
	CP23174-2-304	Screen 30 mesh – yellow	–	30	–	–	
	CP45102-3-SSPP	Screen 50 mesh – red	–	50	–	–	
	CP45102-4-SSPP	Screen 80 mesh – blue	–	80	–	–	
CP45102-5-SSPP	Screen 100 mesh – green	–	100	–	–		
CP23173-EPR	Main body O-ring	–	–	–	–		
	AAB126ML-4-* (* specify mesh)	126 series filter with flushing cap, female thread	1"	*50, 80, 100	132	14	
	CP16903-1-SSPP	Screen 16 mesh – grey	–	16	–	–	
	CP16903-3-SSPP	Screen 30 mesh – yellow	–	30	–	–	
	CP16903-4-SSPP	Screen 50 mesh – red	–	50	–	–	
	CP16903-5-SSPP	Screen 80 mesh – blue	–	80	–	–	
	CP16903-6-SSPP	Screen 100 mesh – green	–	100	–	–	
	CP63150-EPR	Bottom cap gasket	–	–	–	–	
	CP50494-EPR	Main body O-ring	–	–	–	–	
		AAB126ML-5-* (* specify mesh)	126 series filter with flushing cap, female thread	1¼"	*50, 80, 100	223	14
		AAB126ML-6-* (* specify mesh)	126 series filter with flushing cap, female thread	1½"	*50, 80, 100	291	14
CP15941-1-SSPP		Screen 16 mesh – grey	–	16	–	–	
CP15941-2-SSPP		Screen 30 mesh – yellow	–	30	–	–	
CP15941-3-SSPP		Screen 50 mesh – red	–	50	–	–	
CP15941-4-SSPP		Screen 80 mesh – blue	–	80	–	–	
CP15941-5-SSPP		Screen 100 mesh – green	–	100	–	–	
CP15941-6-SSPP		Screen 120 mesh – brown	–	120	–	–	
CP63150-EPR		Bottom cap gasket	–	–	–	–	
CP48656-EPR		Main body O-ring	–	–	–	–	
	B146.504.1070	Filter M146	–	70	50	50	
	B146.203.16	Screen 40 mesh	–	40	–	–	
	B146.203.19	Screen 70 mesh	–	70	–	–	

TeeJet filter screen sizes

	STANDARD TEEJET COLOURS	HOLE SIZE stainless steel (mm)	MICRON SIZE (stainless steel mesh)
16 mesh	Grey	1.1	1100
30 mesh	Yellow	0.53	530
50 mesh	Red	0.28	280
80 mesh	Blue	0.18	180
100 mesh	Green	0.15	150
120 mesh	Brown	Not stated	Not stated
200 mesh	Orange	0.08	80

(Note: sizes not available for all filter models)

MANUAL BALL VALVES



A453007E99



ARAG 2 way ball valve



Banjo 2 way ball valve



A453027E99



ARAG 3 way ball valve



Banjo 3 way ball valve



B165.1501.4



B176.1501.11



POLVTD31300



POLVTD90600

TWO WAY BALL VALVES

High quality Teflon ball valves with glass reinforced polypropylene housing, Teflon ball and seals, and EPDM gaskets. Female threaded couplings and 3 threaded mountings. Range ½"–3" sizes.

Banjo 2 way ball valves feature precision moulded in glass reinforced polypropylene for strength and chemical resistance, PTFE seats for smooth operation and proper sealing characteristics, EPDM O-rings to handle most fertilisers and chemicals and double O-rings in stem for extra sealing protection.

ORDER CODE	DESCRIPTION
A454132	Valve ball poly ½" 2 way
A454133	Valve ball poly ¾" 2 way
A454134	Valve ball poly 1" 2 way
A454135	Valve ball poly 1¼" 2 way
A454136	Valve ball poly 1½" 2 way
A454137	Valve ball poly 2" 2 way
A453007E99	Manual ball valve, 80mm 2 way, 8 bar
BJSUV100FP	Banjo ball valve 2 way 1" union
BJSUV125FP	Banjo ball valve 2 way 1¼" union
BJSUV150FP	Banjo ball valve 2 way 1½" union
BJSUV200FP	Banjo ball valve 2 way 2" union

HIGH PRESSURE BALL VALVES

High pressure ball valves, 600 psi, nickel plated brass.

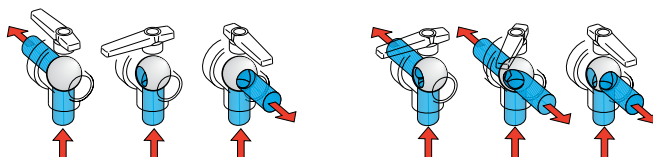
ORDER CODE	DESCRIPTION
B165.1501.4	Valve ball ⅜" x ½" BSP right
B165.1501.5	Valve ball ½" BSP right
B165.1501.6	Valve ball ⅜" x ½" BSP left
B165.1501.7	Valve ball ½" BSP left
B176.1501.11	Valve ball ¾" male x ¾" female BSP
BALL12F2	Valve ball ½" female 2 way

THREE WAY BALL VALVES

High quality Teflon ball valves with glass reinforced polypropylene housing, Teflon ball and seals, and EPDM gaskets. Female threaded couplings. Range ½"–3" sizes.

Banjo 3 way ball valves feature stainless steel bolts precision moulded in glass reinforced polypropylene for strength and chemical resistance, with self-aligning ball moving freely against the PTFE seats for smooth operation. Ball is diamond turned, after moulding, to provide precise contact between ball and seats. FKM (Viton type) seats.

ORDER CODE	DESCRIPTION
A454232	Valve ball poly ½" 3 way
A454233	Valve ball poly ¾" 3 way
A454234	Valve ball poly 1" 3 way
A454234H	Valve ball poly 1" 3 way continuous flow
A454235	Valve ball poly 1¼"
A454235H	Valve ball poly 1¼" continuous flow
A454236	Valve ball poly 1½" 3 way
A454237	Valve ball poly 2" 3 way
A453027E99	Manual ball valve, 80mm 3 way, 8 bar
BJV100BL	Banjo 3 way 1" bottom load ball valve
BJV125BL	Banjo 3 way 1¼" bottom load ball valve
BJV150BL	Banjo 3 way 1½" bottom load ball valve
BJV200BL	Banjo 3 way 2" bottom load ball valve



Standard 3-way valves "L" Port

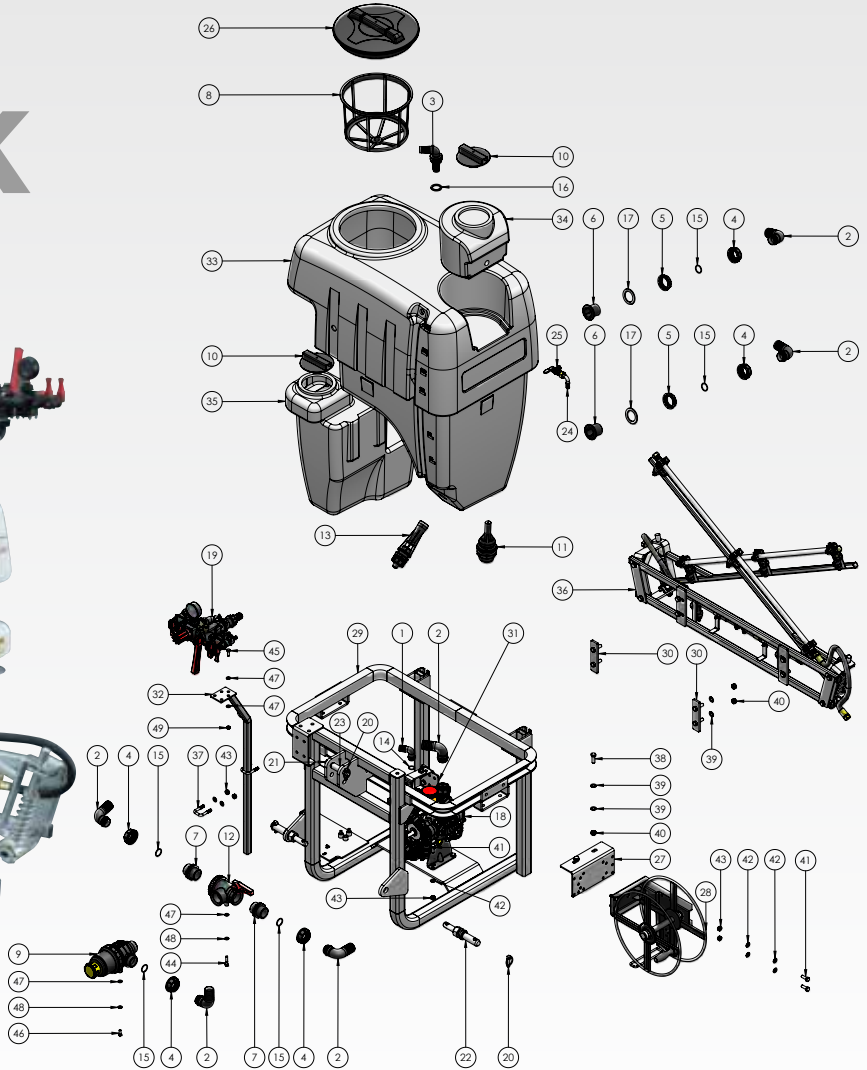
Continuous flow 3 way valves "T" Port

FIVE WAY BALL VALVES

High quality Teflon ball valves with glass reinforced polypropylene housing, Teflon ball and seals, and EPDM gaskets. Female threaded couplings. 1¼" and 2" sizes.

ORDER CODE	DESCRIPTION
POLVTD31300	Valve ball poly 1¼" 5 way
POLVTD90600	Valve ball poly 2" 5 way

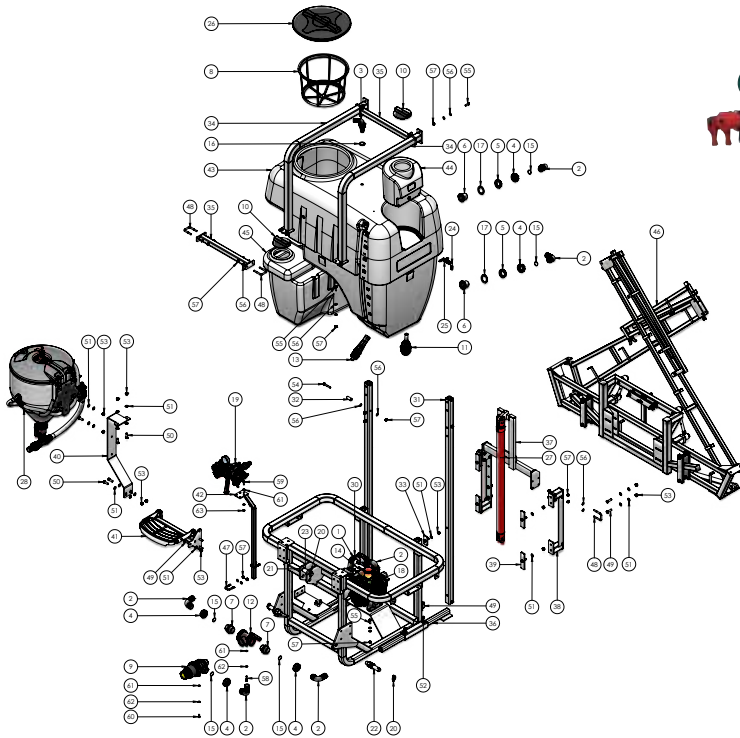
LINKAGE 300L AGRIPAK WITH 6 METRE MBX BOOM



ITEM NO.	PART NUMBER	DESCRIPTION	DEFAULT/ QTY.	ITEM NO.	PART NUMBER	DESCRIPTION	DEFAULT/ QTY.
1	A250030	Nipple 3/4"	1	29	UP-301B-1P	Chassis 300Lt ATV	1
2	A300120	Filter Basket Medium 254mm Deep	1	30	UP-301B-2P	Drawbar 300Lt ATV	1
3	A309953	Filter 1/2" Black PP 50mesh	1	31	UP-301B-3P	Jockey Stand 300Lt ATV	1
4	A3502440	Lid Ring 355mm Medium	1	32	UP-301B-4LP	Boom Mount LH 300Lt ATV	1
5	A3522040	Lid 355mm Medium	1	33	UP-301B-4RP	Boom Mount RH 300Lt ATV	1
6	A354030	Lid 4" C/W Breather & Seal	1	34	UP-301B-3-1	Pin Stand 300Lt ATV	1
7	A454232	Ball Valve Poly 1/2" 3 Way	1	35	UP-301B-5	Axle 39mm Round 800 OHF 4stud	1
8	A454233	Ball Valve Poly 3/4" 3 Way	1	36	UP-301B-7	Hose Reel 10m Aluminium Black	1
9	A5553018	Tap Handwash 17.5mm Tail	1	37		40mm Square Washer	4
10	A908006	Gauge 40mm 0-6 Bar	1	38		M12 X 110 Hex Head Bolt HT ZP	1
11	A9620090	Prv 1/2" Fly Nut	1	39		M12 X 35 Set Screw HT ZP	8
12	BJHB050-038	Hosebarb 1/2" NPT X 3/8" Barb	1	40		M12 Flat Washer ZP	14
13	BJHB050-90	Elbow 1/2" NPT X 1/2" Barb	1	41		M12 Hex Nut HT ZP	1
14	BJHB075050-90	Elbow 3/4" Male 1/2"	3	42		M12 Nyloc Nut HT ZP	7
15	FM-FDSOCKET	Socket Foam Marker Dropper	1	43		M10 X 35 Set Screw HT ZP	3
16	P5-RAW	Handwash Tank 6Lt	1	44		M10 X 30 Set Screw HT ZP	4
17	P300B-RAW	Tank 300Lt ATV 5L Handwash	1	45		M10 X 25 Set Screw HT ZP	4
18	P780X50	PVC Plug 50mm SHS	2	46		M10 Flat Washer ZP	20
19	S/NO	Serial Number Plate	1	47		M10 Nyloc Nut HT ZP	8
20	SHU50593611D011	Pump 12v 90psi 20.1IPM Santo-Viton	1	48		M10 Spring Washer ZP	4
21	SW808-073-C	Shut Off Valve F/ 3/8" ID Hose	1	49		M8 X 50 Hex Head Bolt HT ZP	4
22	SW803-085	Brass Lance 52cm Curved	1	50		M8 X 20 Set Screw HT ZP	1
23	SW803-262C	Adj Plastic Nozzle & Cap Nut	1	51		M8 Flat Washer ZP	10
24	TR12HC	Hose Clamp 20mm 1/2" Worm Drive	7	52		M8 Nyloc Nut HT ZP	5
25	TR38HC	Hose Clamp 10mm 3/8" Worm Drive	2	53		M6 X 75 Hex Head Bolt ZP	1
26	UP-210A	Coupler Carac 50mm WB-2000-50	1	54		M6 X 25 Set Screw HT ZP	4
27	UP-252A	Spacer PRV 20 X 36	1	55		M6 Flat Washer ZP	9
28	UP-255	Wheel and Rim ATV	2	56		M6 Nyloc Nut HT ZP	5

600L AGRIPAK

WITH 8 METRE MAX BOOM AND
SELF LEVELLING DEVICE

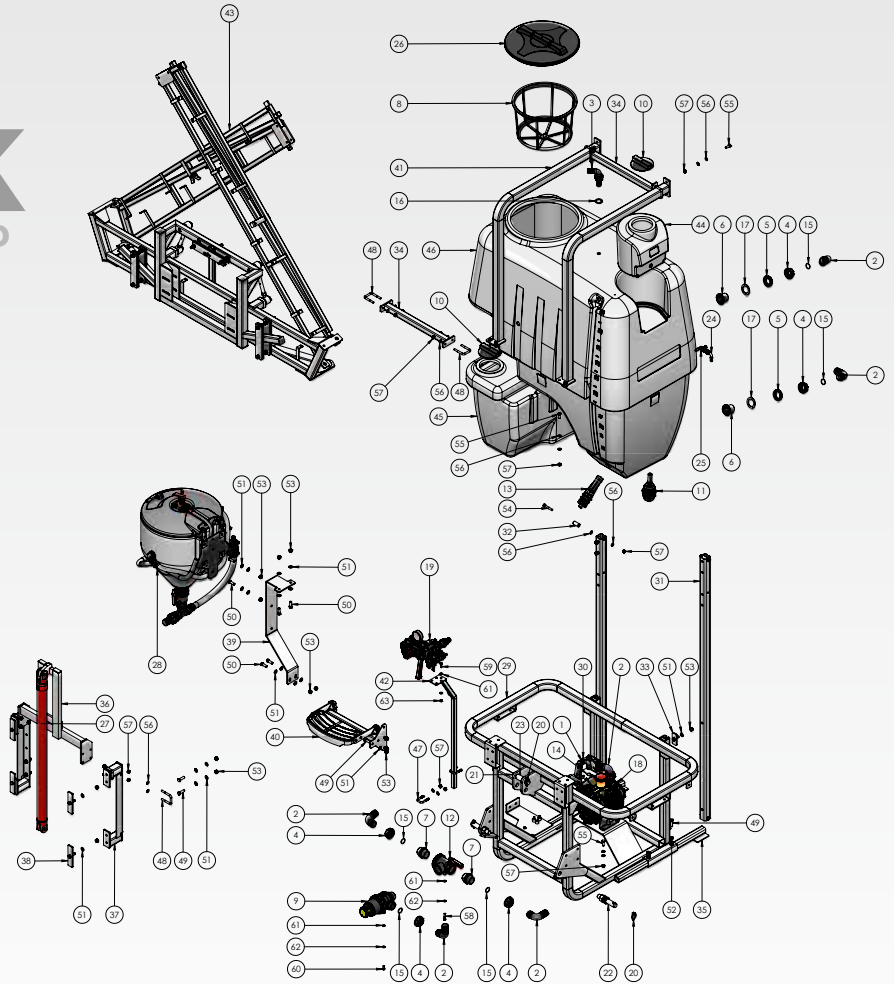


ITEM NO.	PART NUMBER	DESCRIPTION	DEFAULT/ QTY.
1	A116425	Elbow 0.25 For Fly	1
2	A116640	Elbow 1 1/2"	6
3	A118426	Pipe 1 X 1 Single Piece 90 Deg	1
4	A200060	Fly Nut 1 1/2"	5
5	A205060	Back Nut 1 1/2"	2
6	A220060	Tank Outlet 1 1/2"	2
7	A250060	Nipple 1 1/2"	2
8	A300130	Filter Basket Large 254mm Deep	1
9	A314463	Filter 1 1/2" 50m Sh/Thr Sov	1
10	A3522000	Breather For 355mm & 455mm Lid	2
11	A452107	Valve 2" Anti Pollution Drain	1
12	A454236	Ball Valve Poly 1 1/2" 3 Way	1
13	A5022042	Agitator Straight #2 Ceramic Jet	1
14	AG10041	O Ring 1"	1
15	AG10061	O Ring 1 1/2"	6
16	AG40004	Flat Seal 1" Epdm	1
17	AG40006	Flat Seal 1 1/2" Epdm	2
18	AR80LFP-C	Pump Ar80 Poly Bp C+Pc	1
19	ARUCM-4	Ucm 4 Way Less Filter #30029	1
20	B0006	Bare Linch Pin 7/16" Dia	3
21	B0076	Top Link Pin 3" X 7/16"	1
22	B0102	Implement Pin Cat 2	2
23	B0519	Bush Cat 2-3	1
24	B163.604.13	Elbow 1/2" C/W Hex Nut 1/2"	1
25	B165.1501.5	Ball Valve 1/2" X 1/2" Rh	1
26	G8161000	Lid/Ring Kit 455mm	1
27	HP-029	Hydraulic Cylinder 2.0 X 36	1
28	KB-1003A	Chemical Mixing Unit 60lt Prod	1
29	LP060	Frame 600lt Agripak Farmate	1
30	LP060-1	Flush Tank Bracket	1
31	LP060-2	Lift Slide Tube	2
32	LP060-2-1	Spacer Slide Tube	4

ITEM NO.	PART NUMBER	DESCRIPTION	DEFAULT/ QTY.
33	LP060-2-2	Attachment Plate	4
34	LP060-3	Lift Support Bracket 600lt	2
35	LP060-4	Lift Cross Brace	2
36	LP060-5	Foot Extension	2
37	LP060-6	Lift Slide Frame	1
38	LP060-7	Lift Boom Mount	2
39	LP060-7-1	Lift Slide	4
40	LP060-8	Chemiflush Bracket Linkage	1
41	LP060-9	Linkage Step Assembly Kit	1
42	LP-121	Controller Bracket Linkage	1
43	P600L	600lt Linkage Chemical Tank	1
44	P600-15L	15lt Hand Wash Tank To Suit 600/800lt	1
45	P600-90L	90lt Flush Tank To Suit 600/800lt	1
46	MAX08L	Max 8m Level Boom Complete	1
47	XBMBB32	U Bolt 32mm	2
48	XBMBB50	U-Bolt 50mm X 10	8
49		M12 X 40 Hex Head Set Screw Ht Zp	11
50		M12 X 35 Set Screw Ht Zp	6
51		M12 Flat Washer Zp	35
52		M12 Hex Nut Ht Zp	4
53		M12 Nyloc Nut Ht Zp	22
54		M10 X 65 Bolt Ht Zp	4
55		M10 X 30 Set Screw Ht Zp	14
56		M10 Flat Washer Zp	56
57		M10 Nyloc Nut Ht Zp	38
58		M8 X 40 Hex Head Bolt Ht Zp	3
59		M8 X 25 Set Screw Ht Zp	2
60		M8 X 20 Set Screw Ht Zp	3
61		M8 Flat Washer Zp	10
62		M8 Spring Washer Zp	6
63		M8 Nyloc Nut Ht Zp	2

800L AGRIPAK

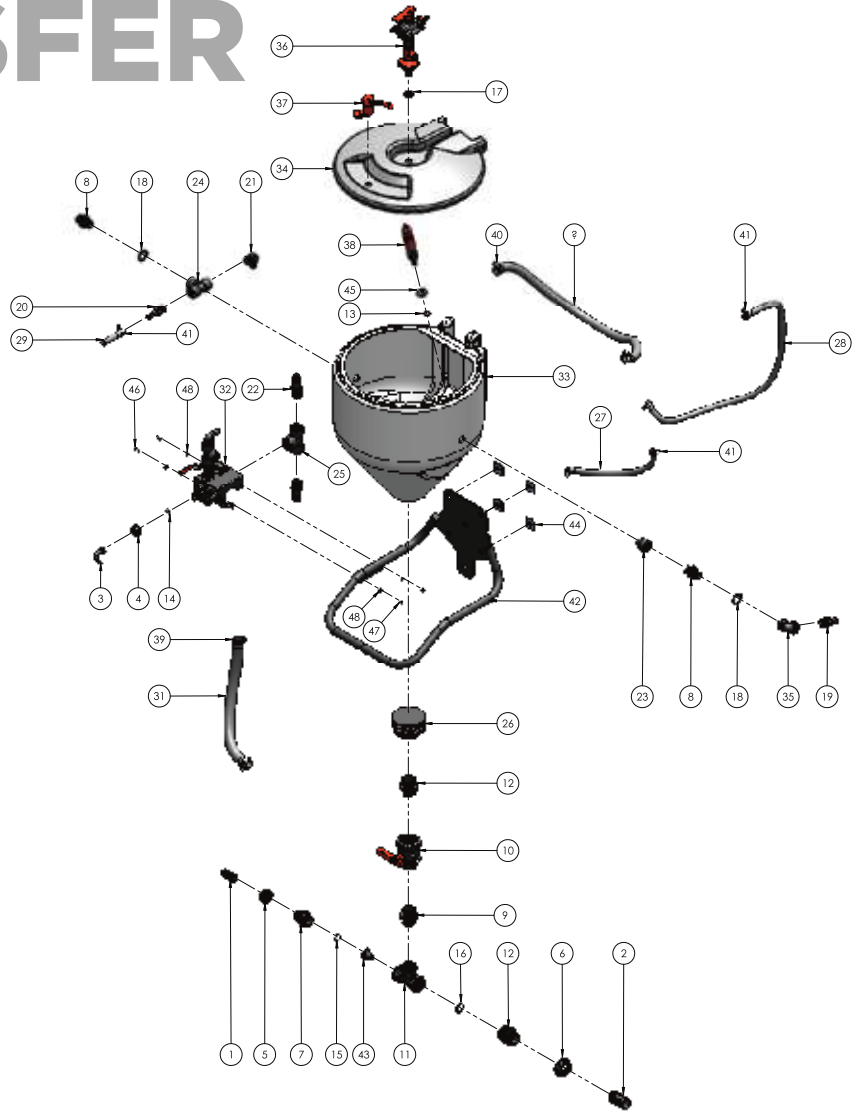
WITH 10 METRE MAX BOOM AND
SELF LEVELLING DEVICE



ITEM NO.	PART NUMBER	DESCRIPTION	DEFAULT/ QTY.
1	A116425	Elbow 0.25 for Fly	1
2	A116640	Elbow 1 1/2"	6
3	A118426	Pipe 1 X 1 Single Piece 90 DEG	1
4	A200060	Fly Nut 1 1/2"	5
5	A205060	Back Nut 1 1/2"	2
6	A220060	Tank Outlet 1 1/2"	2
7	A250060	Nipple 1 1/2"	2
8	A300130	Filter Basket Large 254mm Deep	1
9	A314463	Filter 1 1/2" 50m SH/THR SOV	1
10	A3522000	Breather for 355mm & 455mm Lid	2
11	A452107	Valve 2" Anti Pollution Drain	1
12	A454236	Ball Valve Poly 1 1/2" 3 Way	1
13	A5022042	Agitator Straight #2 Ceramic Jet	1
14	AG10041	O Ring 1"	1
15	AG10061	O Ring 1 1/2"	6
16	AG40004	Flat Seal 1" EPDM	1
17	AG40006	Flat Seal 1 1/2" EPDM	2
18	AR80LFP-C	Pump Ar80 Poly Bp C+PC	1
19	ARUCM-4	UCM 4 Way Less Filter #30029	1
20	B0006	Bare Linch Pin 7/16" DIA	3
21	B0076	Top Link Pin 3" X 7/16"	1
22	B0102	Implement Pin Cat 2	2
23	B0519	Bush Cat 2-3	1
24	B163.604.13	Elbow 1/2" C/W Hex Nut 1/2"	1
25	B165.1501.5	Ball Valve 1/2" X 1/2" RH	1
26	G8161000	Lid/Ring Kit 455mm	1
27	HP-029	Hydraulic Cylinder 2.0 X 36	1
28	KB-1003A	Chemical Mixing Unit 60Lt Prod	1
29	LP060	Frame 600Lt Agripak Farmate	1
30	LP060-1	Flush Tank Bracket	1
31	LP060-2	Lift Slide Tube	2
32	LP060-2-1	Spacer Slide Tube	4

ITEM NO.	PART NUMBER	DESCRIPTION	DEFAULT/ QTY.
33	LP060-2-2	Attachment Plate	4
34	LP060-4	Lift Cross Brace	2
35	LP060-5	Foot Extension	2
36	LP060-6	Lift Slide Frame	1
37	LP060-7	Lift Boom Mount	2
38	LP060-7-1	Lift Slide	4
39	LP060-8	Chemiflush Bracket Linkage	1
40	LP060-9	Linkage Step Assembly Kit	1
41	LP080-3	Lift Support Bracket 800Lt	2
42	LP-121	Controller Bracket Linkage	1
43	MAX10L	Max 10m Level Boom Complete	1
44	P600-15L	15lt Hand Wash Tank To Suit 600/800Lt	1
45	P600-90L	90Lt Flush Tank To Suit 600/800lt	1
46	P800L	800lt Linkage Chemical Tank	1
47	XBMBB32	U Bolt 32mm	2
48	XBMBB50	U-Bolt 50mm X 10	8
49		M12 X 40 Hex Head Set Screw Ht ZP	11
50		M12 X 35 Set Screw Ht ZP	6
51		M12 Flat Washer ZP	35
52		M12 Hex Nut Ht ZP	4
53		M12 Nyloc Nut Ht ZP	22
54		M10 X 65 Bolt Ht ZP	4
55		M10 X 30 Set Screw Ht ZP	14
56		M10 Flat Washer ZP	56
57		M10 Nyloc Nut Ht ZP	38
58		M8 X 40 Hex Head Bolt Ht ZP	3
59		M8 X 25 Set Screw Ht ZP	2
60		M8 X 20 Set Screw Ht ZP	3
61		M8 Flat Washer ZP	10
62		M8 Spring Washer ZP	6
63		M8 Nyloc Nut Ht ZP	2

CHEMICAL MIXING & TRANSFER

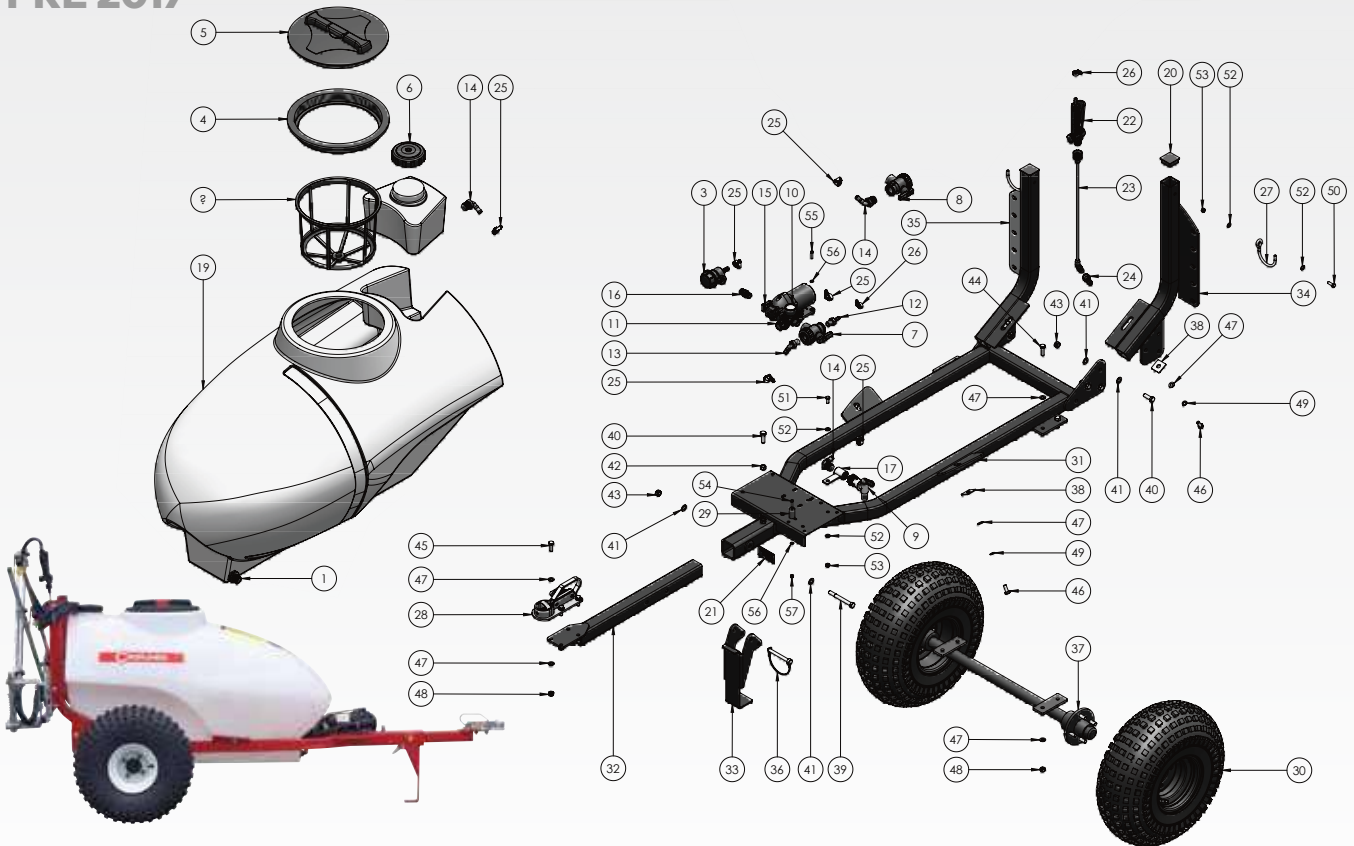


ITEM NO.	PART NUMBER	DESCRIPTION	DEFAULT/ QTY.
1	A106425	Tail 1" to 25mm	1
2	A106640	Tail 1 1/2" to 40mm	1
3	A116313	Elbow d13 for fly nut 3/4"	1
4	A200030	Fly nut 3/4"	1
5	A200040	Fly nut 1"	1
6	A200060	Fly nut 1 1/2"	1
7	A240045	Nipple 1"-1 1/4" reducing	1
8	A250030	Nipple 3/4"	2
9	A250050	Nipple 1 1/4"	1
10	A454135	Ball valve poly 1 1/4" 2 way	1
11	A1302050	Tee 1 1/4"	1
12	A2402065	Reducer nipple 1 1/2"-1 1/4"	2
13	AG4000B	Flat seal 5/8" EPDM	1
14	AG10031	O ring 3/4"	1
15	AG10041	O ring 1"	1
16	AG10061	O ring 1 1/2"	1
17	AG40002	Flat seal 1/2" EPDM	1
18	AG40003	Flat seal 3/4" EPDM	2
19	BJHB075	Hosebarb 3/4" NPT x 3/4" BARB	1
20	BJHB075-050	Hosebarb 3/4" NPT x 1/2" BARB	1
21	BJHB075-90	Elbow 3/4" NPT x 3/4" BARB	1
22	BJHB100	Hosebarb 1" NPT x 1" BARB	2
23	BJSLO75-90	Elbow 3/4" male female	1
24	BJTEE075	Tee 3/4" female	1

ITEM NO.	PART NUMBER	DESCRIPTION	DEFAULT/ QTY.
25	BJTEE100	Tee female threaded 1" NPT	1
26	BJTF150AV	Anti vortex fitting 1 1/2"	1
27	HPW12	12mm hose	1
28	HPW12	12mm hose	1
29	HPW12	12mm hose	1
30	HPW20	20mm hose	1
31	HPW25	25mm hose	1
32	KB-1003A-1	60L chem-e-flush manifold	1
33	P60C-1	60L chemiflush tank	1
34	P60C-2	Lid	1
35	PH4622	Elbow 3/4" female	1
36	POL6340839P.CRO	Rinsing nozzle with 1/2" tail	1
37	POL63402999	Lever handle chem-e-flush	1
38	POL63408499	Rinsing nozzle	1
39	TR1HC	Hose clamp 25mm 1" worm drive	2
40	TR34HC	Hose clamp 20mm 3/4" worm drive	2
41	TR12HC	Hose clamp 20mm 1/2" worm drive	5
42	UP-105AB	Chem-e-flush mounting brkt series 2	1
43	UP-116	Nozzle 8.5 Venturi chem e plus	1
44	40SQWASHER	40mm square washer	4
45	.75SSWASHER	3/4" Stainless steel washer	1
46	M6X16	M6 x 16 bolt HT ZP	2
47	M6NUT	M6 nyloc nut	2
48	M6FWASHER	M6 flat washer ZP	4

300 LITRE TRAILED SPRAYER

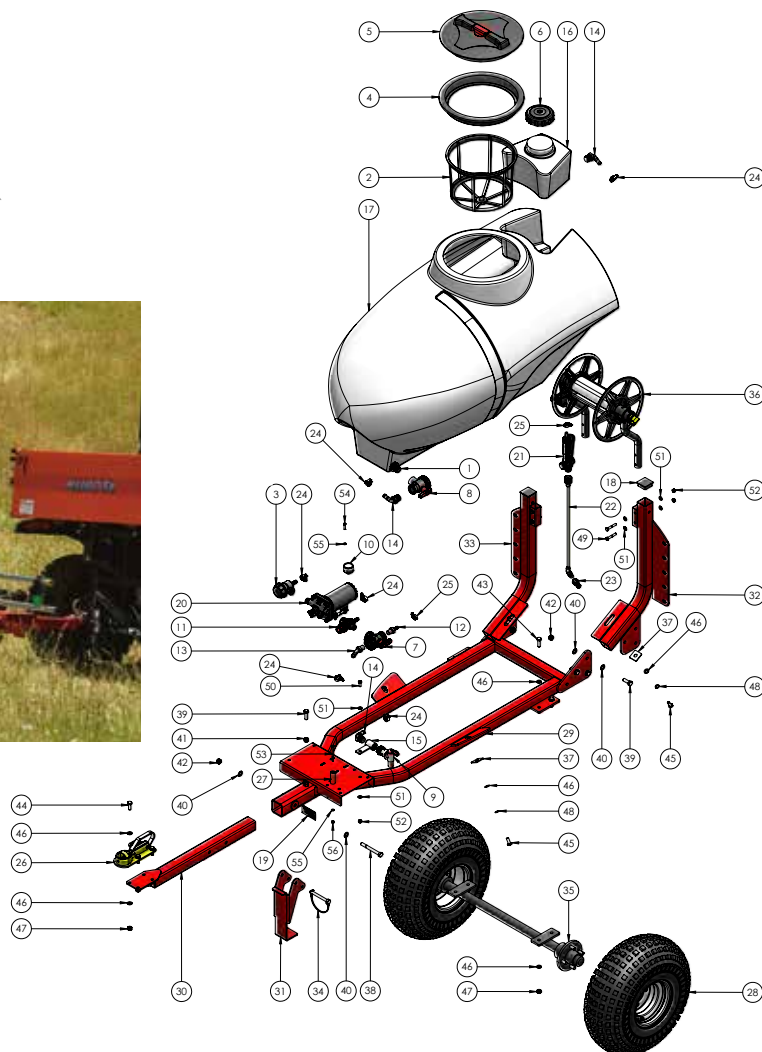
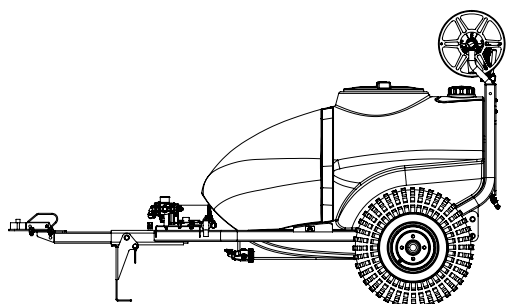
PRE 2017



ITEM NO.	PART NUMBER	DESCRIPTION	DEFAULT/ QTY.
1	A250030	Nipple 3/4"	1
2	A300120	Filter basket medium 254mm deep	1
3	A309953	Filter 1/2" black pp 50mesh	1
4	A3502440	Lid ring 355mm medium	1
5	A3522040	Lid 355mm medium	1
6	A354030	Lid 4" c/w breather & seal	1
7	A454232	Ball valve poly 1/2" 3 way	1
8	A454233	Ball valve poly 3/4" 3 way	1
9	A5553018	Tap handwash 17.5mm tail	1
10	A908006	Gauge 40mm 0-6 bar	1
11	A9620050	Prv 1/2" fast coupling	1
12	BJHB050-038	Hosebarb 1/2" NPT x 3/8" barb	1
13	BJHB050-90	Elbow 1/2" NPT x 1/2" barb	1
14	BJHB075050-90	Elbow 3/4" male 1/2"	3
15	FL3521-139	Pump 12v 60psi-15.1L santo-viton	1
16	FL20381-000	Kit 1/2" thread straight pair	1
17	FM-FDSOCKET	Socket foam marker dropper	1
18	P5-RAW	Handwash tank 6Lt	1
19	P300B-RAW	Tank 300L ATV 5L handwash	1
20	P780X50	Pvc plug 50mm SHS	2
21	S/NO	Serial number plate	1
22	SW808-073-C	Shut off valve f/ 3/8" ID hose	1
23	SW803-085	Brass lance 52cm curved	1
24	SW803-262C	Adj plastic nozzle & cap nut	1
25	TR12HC	Hose clamp 20mm 1/2" worm drive	7
26	TR38HC	Hose clamp 10mm 3/8" worm drive	2
27	UP-175	Hose hook 8mm	2
28	UP-210A	Coupler carac 50mm WB-2000-50	1
29	UP-252	Spacer PRV 20 x 36	1

ITEM NO.	PART NUMBER	DESCRIPTION	DEFAULT/ QTY.
30	UP-255	Wheel and rim ATV	2
31	UP-301B-1P	Chassis 300L ATV	1
32	UP-301B-2P	Drawbar 300L ATV	1
33	UP-301B-3P	Jockey stand 300L ATV	1
34	UP-301B-4LP	Boom mount LH 300L ATV	1
35	UP-301B-4RP	Boom mount RH 300L ATV	1
36	UP-301B-3-1	Pin stand 300L ATV	1
37	UP-301B-5	Axle 39mm round 800 OHF 4stud	1
	UP-301A-1	Axle 39mm round 950 OHF 4 stud	option
38	40SQWASHER	40mm square washer	4
39	M12X110BOLT	M12 x 110 hex head bolt HT ZP	1
40	M12X35	M12 x 35 set screw HT ZP	8
41	M12FWASHER	M12 flat washer ZP	14
42	M12HNUT	M12 hex nut HT ZP	1
43	M12NNUIT	M12 nyloc nut HT ZP	7
44	M10X35	M10 x 35 set screw HT ZP	3
45	M10X30	M10 x 30 set screw HT ZP	4
46	M10X25	M10 x 25 set screw HT ZP	4
47	M10FWASHER	M10 flat washer ZP	20
48	M10NNUIT	M10 nyloc nut HT ZP	8
49	M10SWASHER	M10 spring washer ZP	4
50	M8X25	M8 x 25 set screw HT ZP	2
51	M8X20	M8 x 20 set screw HT ZP	1
52	M8FWASHER	M8 flat washer ZP	6
53	M8NNUIT	M8 nyloc nut HT ZP	3
54	M6X50	M6 x 25 bolt S/S	1
55	M6X25	M6 x 25 set screw HT ZP	4
56	M6FWASHER	M6 flat washer ZP	9
57	M6NNUIT	M6 nyloc nut HT ZP	5

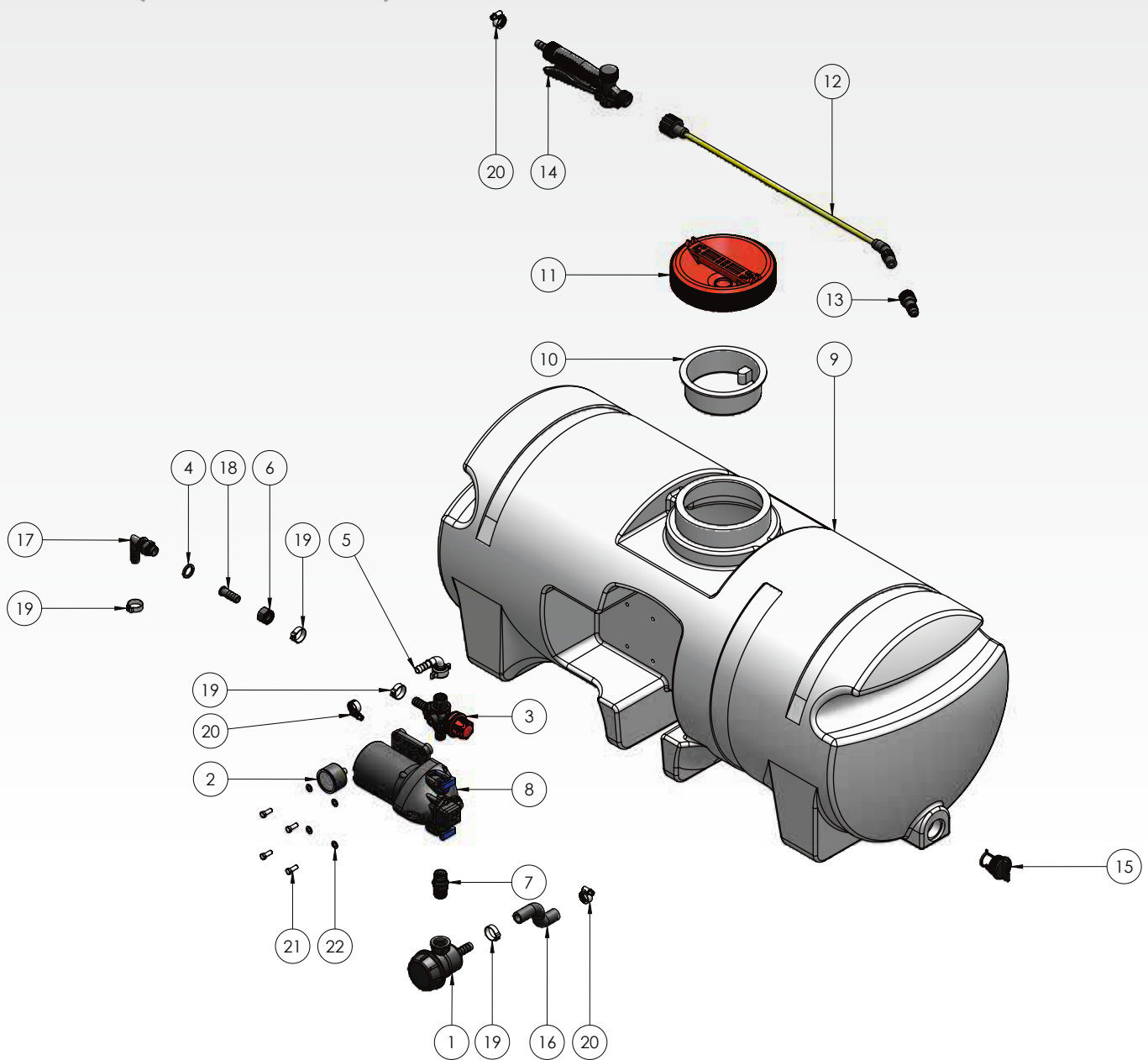
300 LITRE TRAILED SPRAYER 2017 MODEL



ITEM NO.	PART NUMBER	DESCRIPTION	DEFAULT/ QTY.	ITEM NO.	PART NUMBER	DESCRIPTION	DEFAULT/ QTY.
1	A250030	Nipple 3/4"	1	29	UP-301B-1P	Chassis 300Lt ATV	1
2	A300120	Filter Basket Medium 254mm Deep	1	30	UP-301B-2P	Drawbar 300Lt ATV	1
3	A309953	Filter 1/2" Black Pp 50mesh	1	31	UP-301B-3P	Jockey Stand 300Lt ATV	1
4	A3502440	Lid Ring 355mm Medium	1	32	UP-301B-4LP	Boom Mount Lh 300Lt ATV	1
5	A3522040	Lid 355mm Medium	1	33	UP-301B-4RP	Boom Mount Rh 300Lt ATV	1
6	A354030	Lid 4" C/W Breather & Seal	1	34	UP-301B-3-1	Pin Stand 300Lt ATV	1
7	A454232	Ball Valve Poly 1/2" 3 Way	1	35	UP-301B-5	Axle 39mm Round 800 OHF 4stud	1
8	A454233	Ball Valve Poly 3/4" 3 Way	1	36	UP-301B-7	Hose Reel 10m Aluminium Black	1
9	A5553018	Tap Handwash 17.5mm Tail	1	37	40SQWASHER	40mm Square Washer	4
10	A908006	Gauge 40mm 0-6 Bar	1	38	M12X110BOLT	M12 X 110 Hex Head Bolt HT ZP	1
11	A9620090	Prv 1/2" Fly Nut	1	39	M12X35	M12 X 35 Set Screw HT ZP	8
12	BJHB050-038	Hosebarb 1/2" Npt X 3/8" Barb	1	40	M12FWASHER	M12 Flat Washer ZP	14
13	BJHB050-90	Elbow 1/2" Npt X 1/2" Barb	1	41	M12HNNUT	M12 Hex Nut HT ZP	1
14	BJHB075050-90	Elbow 3/4" Male 1/2"	3	42	M12NNUIT	M12 Nyloc Nut HT ZP	7
15	FM-FDSOCKET	Socket Foam Marker Dropper	1	43	M10X35	M10 X 35 Set Screw HT ZP	3
16	P5-RAW	Handwash Tank 6Lt	1	44	M10X30	M10 X 30 Set Screw HT ZP	4
17	P300B-RAW	Tank 300Lt ATV 5L Handwash	1	45	M10X25	M10 X 25 Set Screw HT ZP	4
18	P780X50	PVC Plug 50mm SHS	2	46	M10FWASHER	M10 Flat Washer ZP	20
19	S/NO	Serial Number Plate	1	47	M10NNUIT	M10 Nyloc Nut HT ZP	8
20	SHU50593611D011	Pump 12v 90psi 20.1IPM Santo-Viton	1	48	M10SWASHER	M10 Spring Washer ZP	4
21	SW808-073-C	Shut Off Valve F/ 3/8" ID Hose	1	49	M8X50	M8 X 50 Hex Head Bolt HT ZP	4
22	SW803-085	Brass Lance 52cm Curved	1	50	M8X20	M8 X 20 Set Screw HT ZP	1
23	SW803-262C	Adj Plastic Nozzle & Cap Nut	1	51	M8FWASHER	M8 Flat Washer ZP	10
24	TR12HC	Hose Clamp 20mm 1/2" Worm Drive	7	52	M8NNUIT	M8 Nyloc Nut HT ZP	5
25	TR38HC	Hose Clamp 10mm 3/8" Worm Drive	2	53	M6X75	M6 X 75 Hex Head Bolt ZP	1
26	UP-210A	Coupler Carac 50mm Wb-2000-50	1	54	M6X25	M6 X 25 Set Screw HT ZP	4
27	UP-252A	Spacer PRV 20 X 36	1	55	M6FWASHER	M6 Flat Washer ZP	9
28	UP-255	Wheel And Rim ATV	2	56	M6NNUIT	M6 Nyloc Nut HT ZP	5

100L CROPPAK

US100A (FLOJET PUMP)

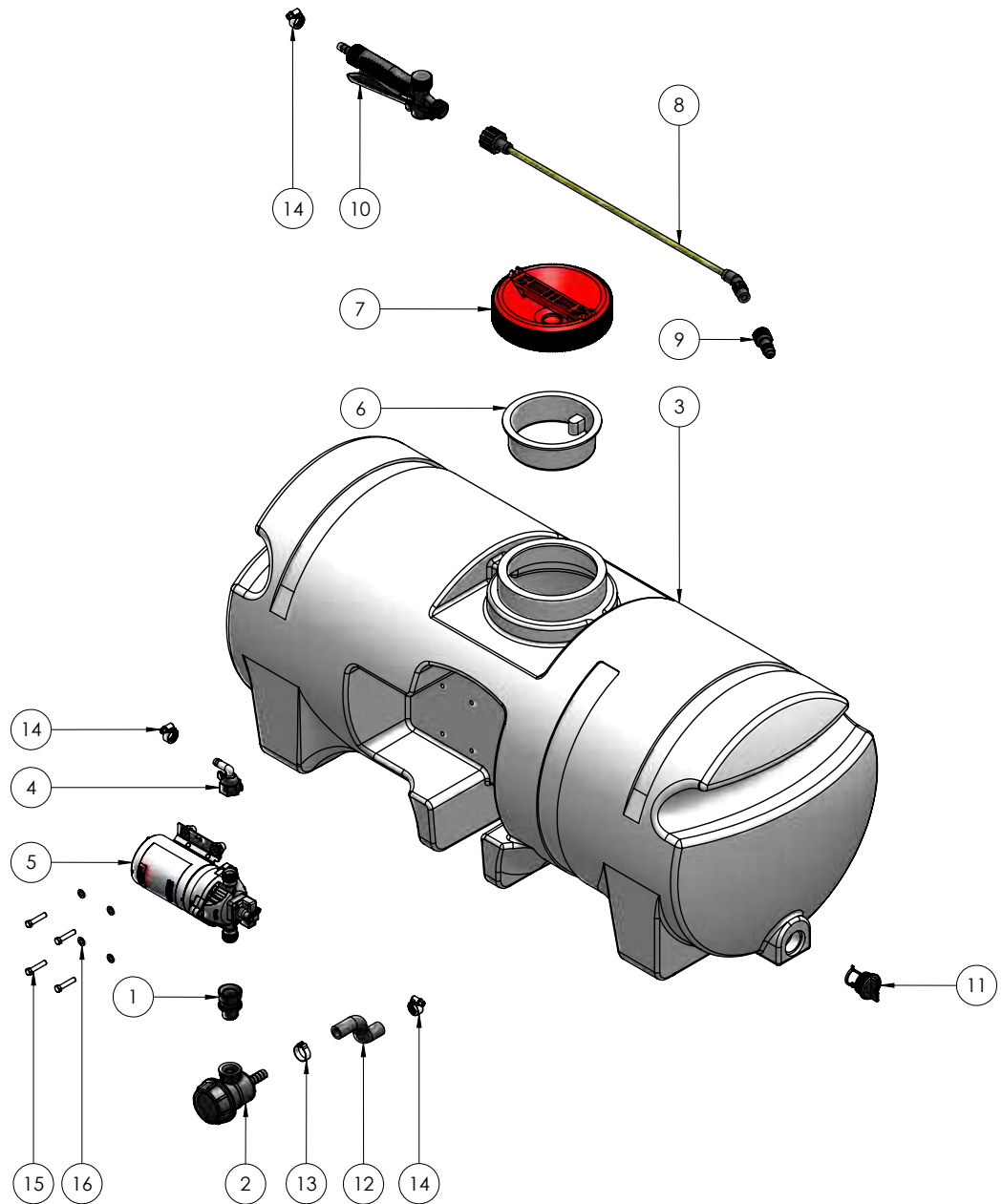


ITEM NO.	PART NUMBER	DESCRIPTION	DEFAULT/ QTY.
1	A309953	Filter 1/2" black PP 50mesh	1
2	A908006	Gauge 40mm 0-6 bar	1
3	A9620050	Prv 1/2" fast coupling	1
4	AG4000B	Flat seal 5/8" EPDM	1
5	B163.604.4	Elbow 10mm 90DEG C/W 1/2" wing nut	1
6	CP8027-1-NYB	Cap nylon long	1
7	FL20381-000	Kit 1/2" thread straight pair	1
8	FL3521-139	Pump 12v 60psi-15.1L santo-viton	1
9	P100D-RAW	Tank 100L poly utepak W/O fitting	1
10	SW501-004	Lid strainer	1
11	SW502-001C	Tank lid assembly red	1

ITEM NO.	PART NUMBER	DESCRIPTION	DEFAULT/ QTY.
12	SW803-085	Brass lance 52cm curved	1
13	SW803-262C	Adj plastic nozzle & cap nut	1
14	SW808-073-C	Shut off valve f/ 3/8" ID hose	1
15	UP-416	Boat plug	1
16	UP-501	S bend hose EPDM black	1
17	8121-NYB-540TD	Elbow shank nylon 1 1/16" m-1/2"	1
18	8400-500-NYB	Cap hose shank 1/2" hose nylon	1
19	COBRAC18-198	Cobrac clamp 1/2" black hose	4
20	TR38HC	Hose clamp 10mm 3/8" worm drive	3
21	M6X16	M6 x 16 set screw HT ZP	4
22	M6FWASHER	M6 flat washer ZP	4

100L CROPPAK

US100S (SHURFLO PUMP)



ITEM NO.	PART NUMBER	DESCRIPTION	DEFAULT/ QTY.
1	A245022	Nipple 1/2" Male/Female	1
2	A309953	Filter 1/2" Black PP 50mesh	1
3	P100D-RAW	Tank 100Lt Poly Utepak W/O Fitting	1
4	SHU234-3916	1/2" NPT X 3/8" Elbow Swivel Barb	1
5	SHU8000-547-189	Pump 12v 107psi 6.8l Santo-Viton	1
6	SW501-004	Lid Strainer	1
7	SW502-001C	Tank Lid Assembly RED	1
8	SW803-085	Brass Lance 52cm Curved	1

ITEM NO.	PART NUMBER	DESCRIPTION	DEFAULT/ QTY.
9	SW803-262C	ADJ Plastic Nozzle & Cap Nut	1
10	SW808-073-C	Shut Off Valve F/ 3/8" ID Hose	1
11	UP-416	Boat Plug	1
12	UP-501	S Bend Hose EPDM Black	1
13	COBRAC18-198	Cobrac Clamp 1/2" Black Hose	1
14	TR38HC	Hose Clamp 10mm 3/8" Worm Drive	3
15	M6X30	M6 X 30 Set Screw HT ZP	4
16	M6FWASHER	M6 Flat Washer ZP	4

60L CROPPAK

US60A (FLOJET PUMP)

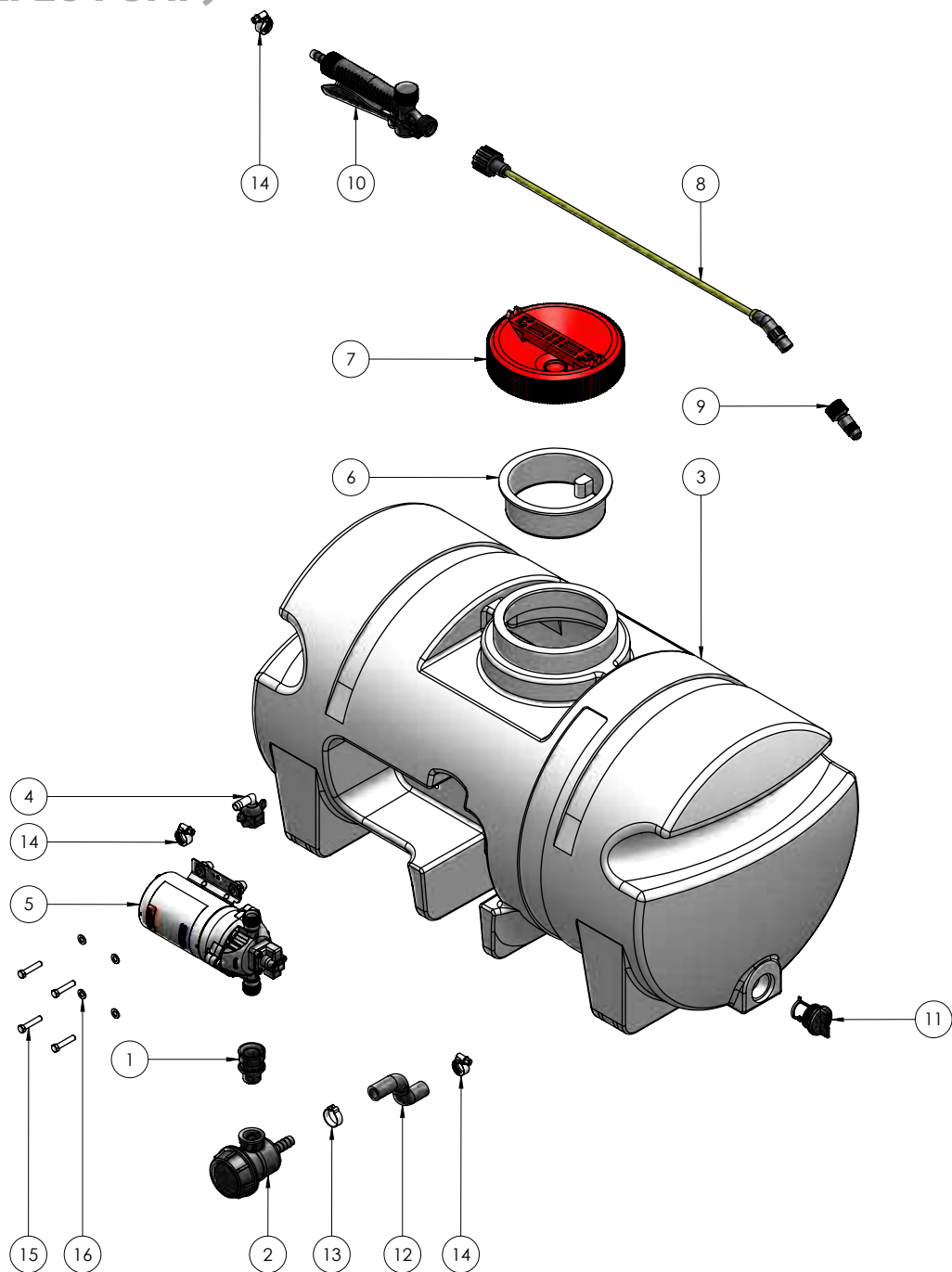


ITEM NO.	PART NUMBER	DESCRIPTION	DEFAULT/ QTY.
1	A2402021	Nipple 1/2" - 3/8" reducing	1
2	A309953	Filter 1/2" black PP 50mesh	1
3	BJHB038-90	Elbow 3/8" NPT x 3/8" barb	1
4	FL3501-506	Pump triplex 7.6LPM 50psi no switch	1
5	P60B-RAW	Tank 60L utepak W/O fitting	1
6	SW501-004	Lid strainer	1
7	SW502-001C	Tank lid assembly RED	1

ITEM NO.	PART NUMBER	DESCRIPTION	DEFAULT/ QTY.
8	SW803-085	Brass lance 52cm curved	1
9	SW803-262C	Adj plastic nozzle and cap nut	1
10	SW808-073-C	Shut off valve f/ 3/8" ID hose	1
11	UP-416	Boat plug	1
12	UP-501	S bend hose epdm black	1
13	COBRAC18-198	Cobrac clamp 1/2" black hose	1
14	TR38HC	Hose clamp 10mm 3/8" worm drive	3
15	M6X16	M6 x 16 set screw HT ZP	4
16	M6FWASHER	M6 flat washer ZP	4

60L CROPPAK

US60S (SHURFLO PUMP)

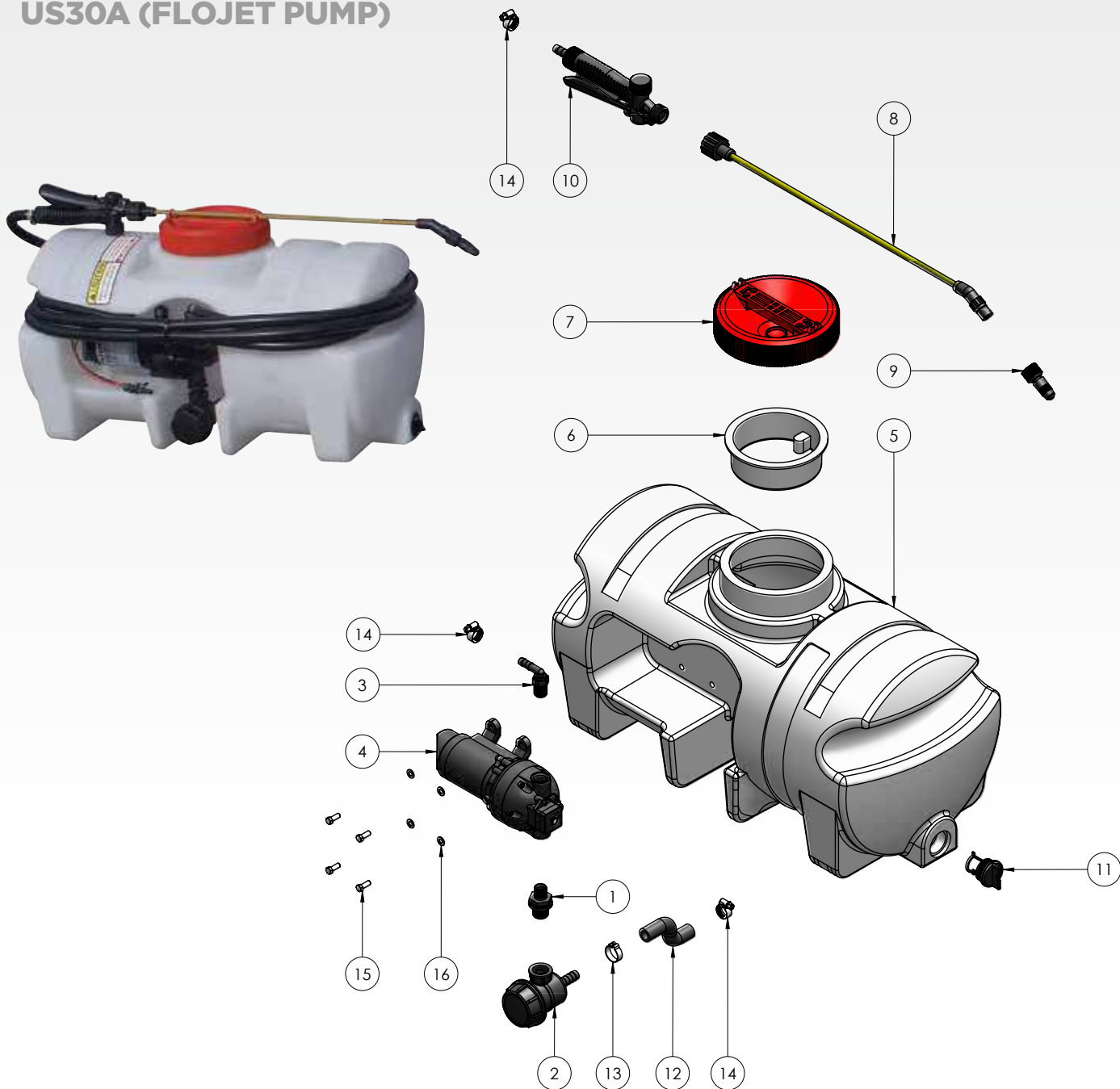


ITEM NO.	PART NUMBER	DESCRIPTION	DEFAULT/ QTY.
1	A245022	Nipple 1/2" Male/Female	1
2	A309953	Filter 1/2" Black PP 50mesh	1
3	P60B-RAW	Tank 60lt Utepak W/O Fitting	1
4	SHU234-3916	1/2" Npt X 3/8" Elbow Swivel Barb	1
5	SHU8000-547-189	Pump 12v 107PSI 6.8L Santo-Viton	1
6	SW501-004	Lid Strainer	1
7	SW502-001C	Tank Lid Assembly RED	1
8	SW803-085	Brass Lance 52cm Curved	1

ITEM NO.	PART NUMBER	DESCRIPTION	DEFAULT/ QTY.
9	SW803-262C	Adj Plastic Nozzle & Cap Nut	1
10	SW808-073-C	Shut Off Valve F/ 3/8" ID Hose	1
11	UP-416	Boat Plug	1
12	UP-501	S Bend Hose Epdm Black	1
13	COBRAC18-198	Cobrac Clamp 1/2" Black Hose	1
14	TR38HC	Hose Clamp 10mm 3/8" Worm Drive	3
15	M6X30	M6 X 30 Set Screw HT ZP	4
16	M6FWASHER	M6 Flat Washer ZP	4

30L CROPPAK

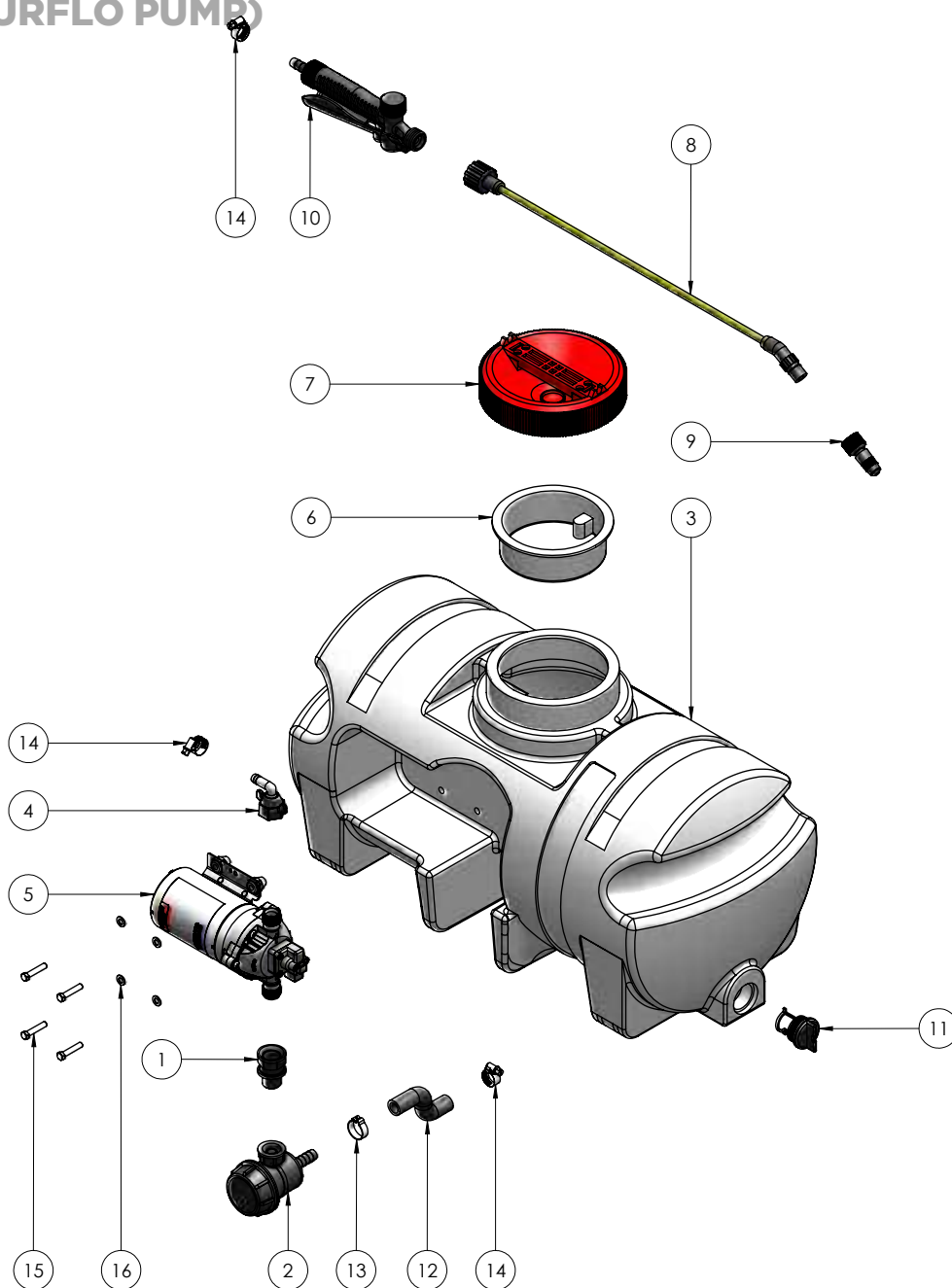
US30A (FLOJET PUMP)



ITEM NO.	PART NUMBER	DESCRIPTION	DEFAULT/ QTY.	ITEM NO.	PART NUMBER	DESCRIPTION	DEFAULT/ QTY.
1	A309953	Filter 1/2" black PP 50mesh	1	12	SW803-085	Brass lance 52cm curved	1
2	A908006	Gauge 40mm 0-6 bar	1	13	SW803-262C	Adj plastic nozzle & cap nut	1
3	A9620050	Prv 1/2" fast coupling	1	14	SW808-073-C	Shut off valve f/ 3/8" ID hose	1
4	AG4000B	Flat seal 5/8" EPDM	1	15	UP-416	Boat plug	1
5	B163.604.4	Elbow 10mm 90deg C/W 1/2" wing nut	1	16	UP-501	S bend hose epdm black	1
6	CP8027-1-NYB	Cap nylon long	1	17	8121-NYB-540TD	Elbow shank nylon 1 1/16" m-1/2"	1
7	FL20381-000	Kit 1/2" thread straight pair	1	18	8400-500-NYB	Cap hose shank 1/2" hose nylon	1
8	FL3521-139	Pump 12v 60psi-15.1L Santo-Viton	1	19	COBRAC18-198	Cobrac clamp 1/2" black hose	4
9	P100D-RAW	Tank 100L poly utepak W/O fitting	1	20	TR38HC	Hose clamp 10mm 3/8" worm drive	3
10	SW501-004	Lid strainer	1	21	M6X16	M6 x 16 set screw HT ZP	4
11	SW502-001C	Tank lid assembly RED	1	22	M6FWASHER	M6 flat washer ZP	4

30L CROPPAK

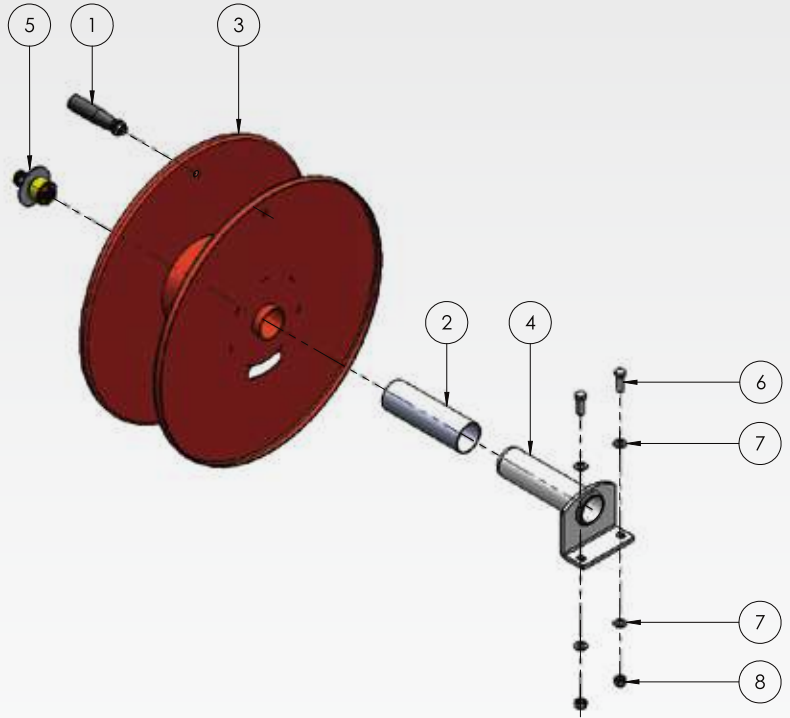
US30S (SHURFLO PUMP)



ITEM NO.	PART NUMBER	DESCRIPTION	DEFAULT/ QTY.
1	A245022	NIPPLE 1/2" MALE/FEMALE	1
2	A309953	FILTER 1/2" BLACK PP 50MESH	1
3	P30D-RAW	TANK 30LT POLY UTEPAK	1
4	SHU234-3916	1/2" NPT X 3/8" ELBOW SWIVEL BARB	1
5	SHU8000-547-189	PUMP 12V 107PSI 6.8L SANTO-VITON	1
6	SW501-004	LID STRAINER	1
7	SW502-001C	TANK LID ASSEMBLY RED	1
8	SW803-085	BRASS LANCE 52CM CURVED	1

ITEM NO.	PART NUMBER	DESCRIPTION	DEFAULT/ QTY.
9	SW803-262C	ADJ PLASTIC NOZZLE & CAP NUT	1
10	SW808-073-C	SHUT OFF VALVE F/ 3/8" ID HOSE	1
11	UP-416	BOAT PLUG	1
12	UP-501	S BEND HOSE EPDM BLACK	1
13	COBRAC18-198	COBRAC CLAMP 1/2" BLACK HOSE	1
14	TR38HC	HOSE CLAMP 10MM 3/8" WORM DRIVE	3
15	M6X30	M6 X 30 SET SCREW HT ZP	4
16	M6FWASHER	M6 FLAT WASHER ZP	4

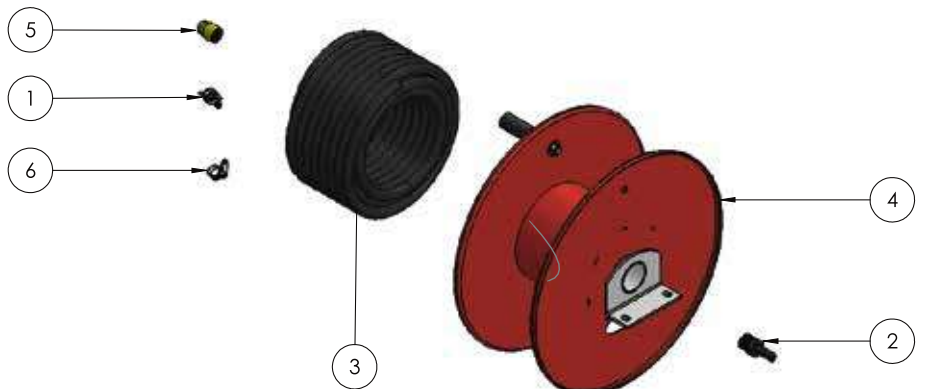
HOSE REELS L-R0230



ITEM NO.	PART NUMBER	DESCRIPTION	DEFAULT/ QTY.
1	AB10104A	Handle	1
2	AB10105	Polyethylene sleeve	1
3	AB138	Drum 100m	1
4	AB13801	Machine mount centre 100m	1

ITEM NO.	PART NUMBER	DESCRIPTION	DEFAULT/ QTY.
5	AB158	Swivel kit assembly 3/4" BSP male	1
6	M12X35	M12 x 35 set screw HT ZP	2
7	M12FWASHER	M12 flat washer ZP	4
8	M12NNUT	M12 nyloc nut HT ZP	2

L-R0260

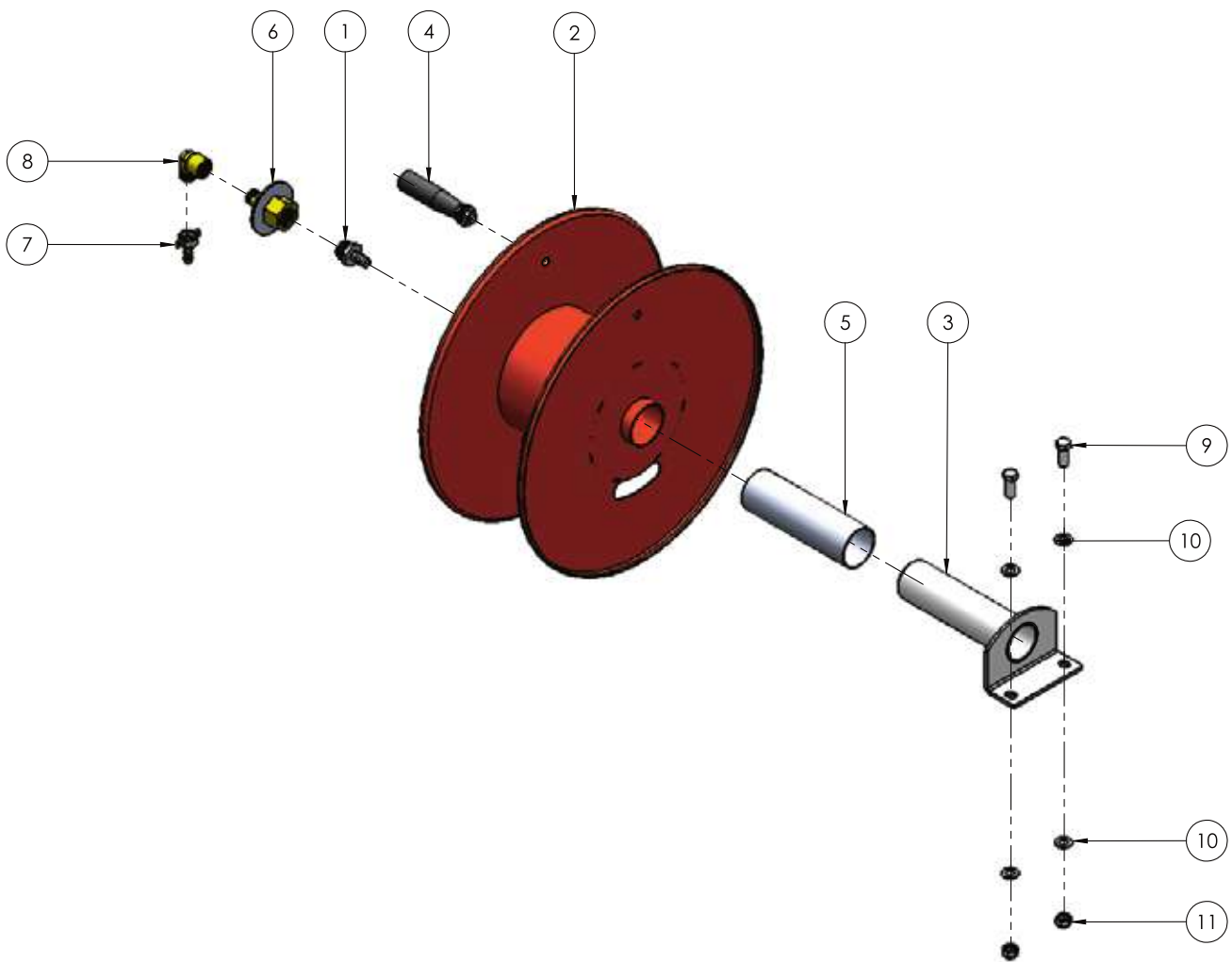


ITEM NO.	PART NUMBER	DESCRIPTION	DEFAULT/ QTY.
1	B162.604.2	Hosetail 10mm C/A 1/2" winged	1
2	BJHB075-050	Hosebarb 3/4" NPT x 1/2" barb	1
3	HPW12	50m of 1/2" pressure hose hPW12	1

ITEM NO.	PART NUMBER	DESCRIPTION	DEFAULT/ QTY.
4	L-R0260BARE	Hosereel 50m side mount	1
5	TFEL1212MF	Elbow 1/2" BSPM x 1/2" BSPF	1
6	TR12HC	Hose clamp 20mm 1/2" worm drive	1

HOSE REELS

L-R1412



ITEM NO.	PART NUMBER	DESCRIPTION	DEFAULT/ QTY.
1	A-A3412	Hosebarb 3/4" bspm x 1/2" barb	1
2	AB101	Drum 50m	1
3	AB10102	Machine mount centre 50m	1
4	AB10104A	Handle	1
5	AB10105	Polyethylene sleeve	1
6	AB111	Swivel assembly 1/2" bsp male	1

ITEM NO.	PART NUMBER	DESCRIPTION	DEFAULT/ QTY.
7	B163.604.2	Hosetail 10mm c/w 1/2" winged	1
8	TFEL1212MF	Elbow 1/2" bspm x 1/2" bspf	1
9	M12X30	M12 x 30 set screw ht zp	2
10	M12FWASHER	M12 flat washer zp	4
11	M12NNUT	M12 nyloc nut ht zp	2

SPRAY GUNS

SPOT GUN

300



TYPE:
PISTOL GRIP SPRAY GUN

SPECIFICATIONS:

- Reinforced poly handle with integrated guard
- Stainless steel barrel
- Brass fittings
- Buna seals
- Brass nozzle with ceramic disc insert
- Standard tip 1.5, can accept up to 2.3
- Variable spray pattern using trigger with adjustable stop/trigger lock
- Supplied standard with 10mm (3/8") hose shank
- Maximum pressure 40 bar (580 psi)

DIMENSIONS:

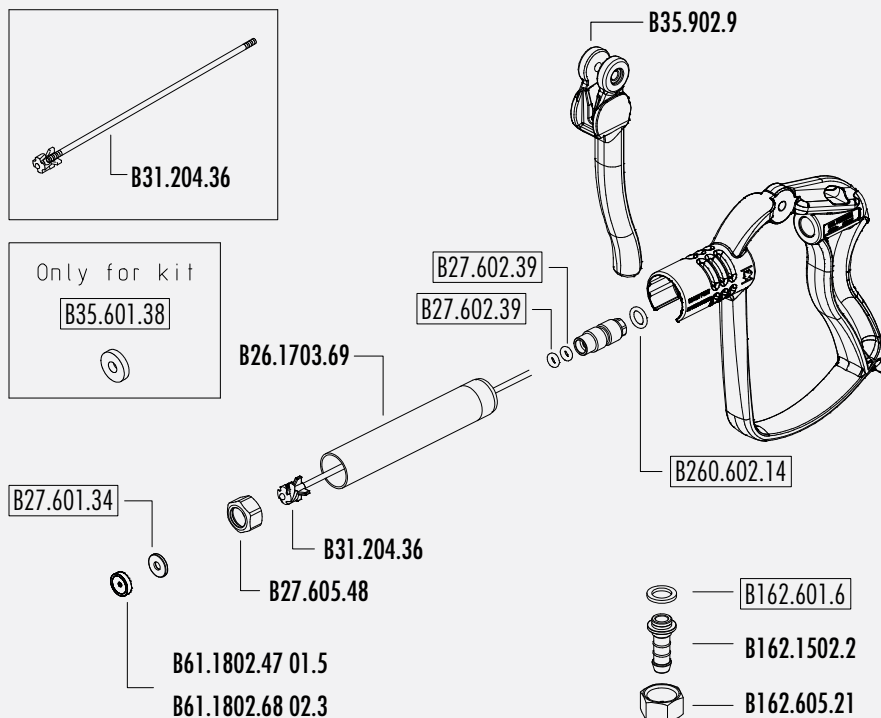
- Length including barrel: 310mm
- Height of handle: 185mm
- Weight: 690g (0.69 kg)

USE:

Ideal for use in agricultural and horticultural hand gun spraying operations. Light weight, protected trigger. Parts available for repairs if needed.

- Maximum spray tip hole: 2.3mm
- Maximum pressure: 40 bar/600 psi

SPARE PARTS KIT FOR B35.901.16 SPOT SPRAY GUN





RL10

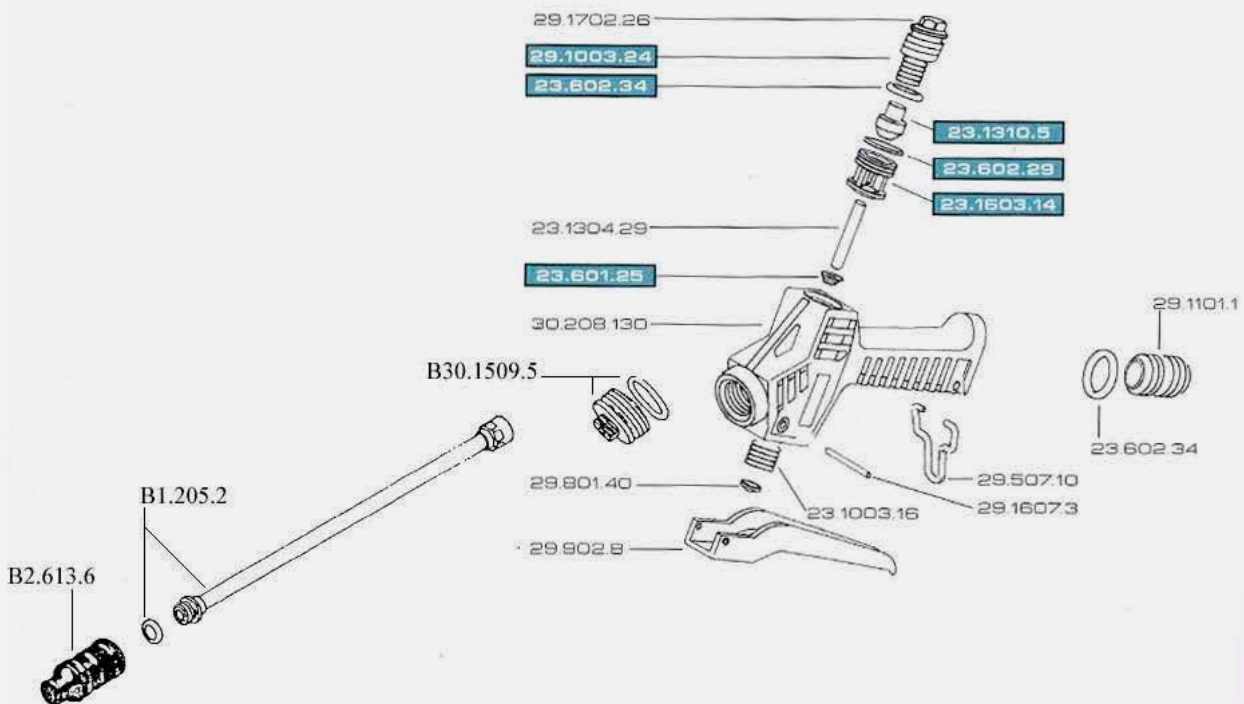
The most popular lance, suitable for pressures up to 20 bar. 500mm stainless steel lance with brass fittings. Fitted with a brass adjustable nozzle sturdy handle and trigger with latch.

Maximum pressure: 20 bar/300 psi

Weight: 315g

Length: with lance = 740mm
 no lance = 240mm
 lance only = 500mm

SPARE PARTS KIT FOR RL10 GUN



A valve kit for the RL10 spray gun is available under the following part number B23.302.12

A complete repair kit for the spray gun is also available under the following part number B30.302.25.



B26.901.165MK5

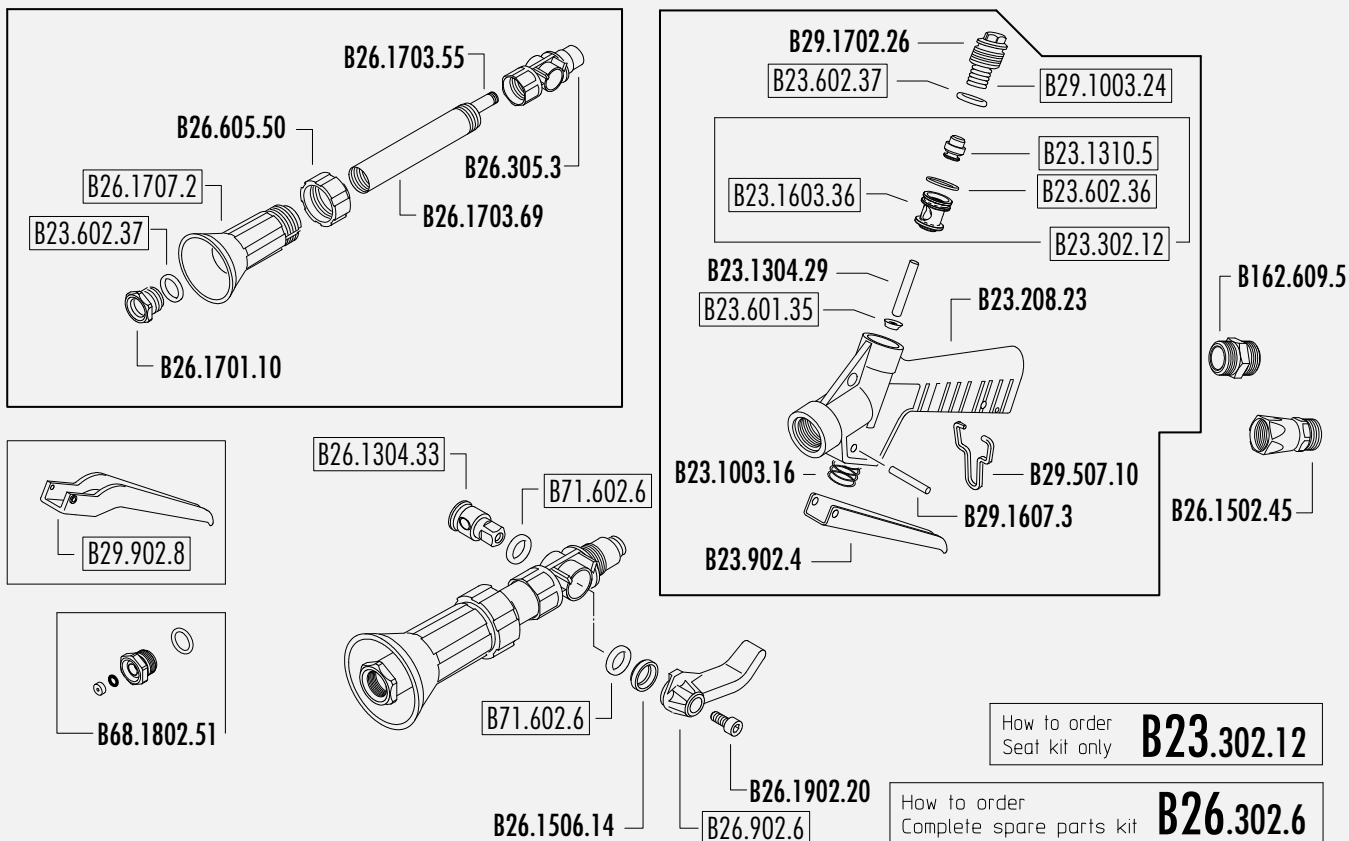
Multi purpose high pressure spray gun, recommended for vineyards, orchards, and greenhouses. Spray pattern adjusts from straight stream to full cone and the 'Turbo' atomizer produces an extremely fine, soft impact spray ideal for spraying in green houses. Supplied with hose swivel. Available with reinforced nylon or metal handle.

- Maximum spray tip hole: 3.5mm
- Maximum pressure: 50 bar/700 psi
- Weight: without swivel = 770g
with swivel = 840g
- Length: 400mm/16"

NOZZLES AVAILABLE

ORDER CODE	DIAPHRAGMS FOR PUMP MODELS
B68.1802.49	CONE TIP 1.0mm BRASS/CERAMIC
B68.1802.50	CONE TIP 1.2mm BRASS/CERAMIC
B68.1802.51	CONE TIP 1.5mm BRASS/CERAMIC
B68.1802.52	CONE TIP 1.8mm BRASS/CERAMIC
B68.1802.53	CONE TIP 2.0mm BRASS/CERAMIC
B68.1802.54	CONE TIP 2.3mm BRASS/CERAMIC

SPARE PARTS KIT FOR B26.901.165MK2



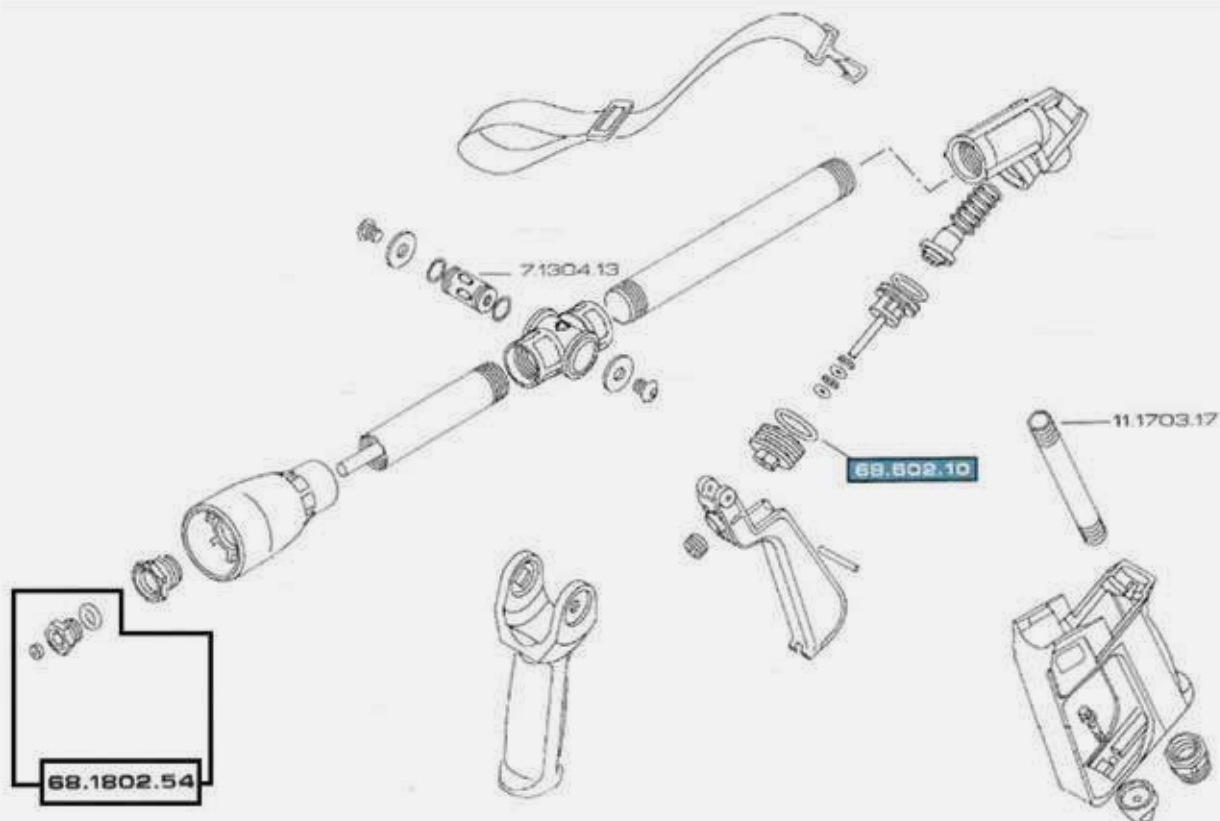


B7.901.10

Turbine Gun for high pressure spraying and washing up to 140 F and distances up to 14m with 2.3mm brass nozzle. Ergonomic handle with hand shield and trigger lock to prevent accidental opening. New front handle for easy spray adjustment and spray tip shock proof protection. Brass, stainless steel and high resistance plastic material construction.

- Maximum Spray Tip Hole: 4.5mm
- Maximum Pressure: 60bar/850psi
- Weight: 1.6 Kg
- Length: 670 mm

SPARE PARTS KIT FOR B7.901.10



SALES & SUPPORT

CROPLANDS AUSTRALIA

Freecall 1800 999 162
Technical Service 1300 650 724
Email sales@croplands.com.au

CROPLANDS NEW ZEALAND

Freecall 0800 106 898
Email sales@croplands.co.nz

YOUR CROPLANDS DEALER

CROPLANDS.COM.AU